

# SPIKE

Coffee tables

FREZZA



## TECHNICAL DATA

design Giorgio Topan

**structure** leg: consisting of two 10 mm thick, laser-cut steel sheet structural elements. The design of the leg has a 30° inclination and is equipped, in the upper part, with a fixing support for the top. The lower part of the leg features a hole (Ø 6 mm) for screwing in a steel disc (Ø 70 mm, H. 10 mm). The disc has a lower circular groove for inserting an anti-slip rubber element. All metal parts are painted with epoxy powders with a plain finish (for the bronzed version) or an embossed finish (for white and black version), or chrome plated.

**top** melamine: 25 mm thick chipboard (density 720 kg/m<sup>3</sup>, formaldehyde emission class E1, meets CARB requirements), faced with anti-reflex melamine resins and edged with ABS (2 mm thick with rounded edges). The square top has 80 mm rounded corners. The top is equipped on the lower side with circular grooves designed to house the leg joint plate and with threaded inserts for fixing the latter. The plate is made of a 4 mm thick steel plate painted with epoxy powders.









veneered: 29 mm thick chipboard (density 720 kg/m<sup>3</sup>, formaldehyde emission class E1, meets CARB requirements) faced on both sides with natural wood veneer and edged with veneer (2 mm thick with rounded edges). The top perimeter is tapered and the square top has 80 mm rounded corners. The surfaces are painted with acrylic-based stains. The top is equipped on the lower side with circular grooves designed to house the leg joint plate and with threaded inserts for fixing the latter. The plate is made of a 4 mm thick steel plate painted with epoxy powders.

hpl: made of a 12 mm thick bilaminated high-pressure panel (Hpl). The square top has 80 mm radiused corners. The top is equipped with 4 mm thick steel joint plates painted with epoxy powders

glass: tempered in accordance with EN 12150, 12 mm thick (for both transparent and smoked versions), with flat polished edges. The square top has 3 mm rounded edges. Extra-clear glass is used for the transparent version. The top is fitted with 60 mm diameter stainless steel supports glued to the lower side with a threaded hole for fixing the leg.

Round / square coffee table top dimensions (in cm)	W	D	H
	31"1/2	31"1/2	15"3/4

structure finish	<u>metal</u>		
	 ZGBI White embossed painted RAL 9010	 ZBR Bronze painted	 ZGNE Black embossed painted RAL 9005
	 ZCR Chrome		

top finish	<u>melamine</u>		
	 MBI White	 MTR Dove	 MCE Concrete
	 MOB Light elm	 MRO Oak	 MNC Walnut
	 MFN Black ash	 MNV Black velvet	

---

**veneer**



WBI White ash



WNS Dark walnut



WFN Black ash

---

**hpl**



HLCB White Calacatta



HLMZ Brown zebra  
marble

---

**glass**



VØØ Clear glass



VFM Smoked glass

---

**ABACUS |** Coffee table

**Coffee table with round top**  
melamine top



glass top



veneer top



hpl top



**Coffee table with square top**  
melamine top



glass top



veneer top



hpl top

