POP EASY

Meeting table



TECHNICAL DATA

structure	leg: made of a 1.5 mm thick square-section steel bar (W. 45 mm D. 45 mm) with rounded edges. The bar is laser-cut, bent and welded, forming the two uprights and beam. Two U-shaped brackets, made of 2 mm thick steel sheet, are welded onto the leg beam. These brackets are used to attach the longitudinal beams and to support the worktop. The lower ends of the legs are equipped with polyethylene-coated steel feet (Ø 45 mm), screwed onto polyethylene tips that are press-fitted into the lower part of the leg. The feet allow an adjustment of + 10 mm for floor levelling. All metal parts are painted with powders with an embossed finish.
	longitudinal beams: each worktop is supported by two beams made of 1.5-mm-thick steel section bars (W. 45 mm D. 45 mm) with rounded edges, attached to the leg brackets, powder coated with an embossed finish.
	intermediate leg: consisting of a steel section bar beam with a 1,5 mm thick 80x40 rectangular cross-section with rounded edges, closed at the ends by plastic caps. 2 uprights are screwed under the frame by means of a 4 mm thick steel plate, made of 1.5 mm thick square-section steel bars (W. 45 mm D. 45 mm) with radiused edges. On the inner side of the uprights there are slots for the application of an optional inspectable carter with the purpose of concealing the cable descent. A pair of “U” brackets made of 2 mm thick steel sheet are welded on the beam, which is used to attach the longitudinal beams and support the worktops. The lower ends of the uprights are equipped with feet (Ø 45 mm) made of polyethylene-coated steel, screwed onto polyethylene tips that are press-fitted into the base. The feet allow ±10 mm adjustment for floor levelling. All metal parts are painted with powders with an embossed finish.
top	melamine: 18 mm thick chipboard (density 720 kg/m^3, formaldehyde emission compliant with EU Regulation 2023/1464 and EPA TSCA Title VI), faced with anti-reflex melamine resins and edged with ABS (2 mm th. with rounded edges) with matching or contrasting edge. The top is equipped with threaded inserts for attachment to the structure and for fixing the screens. The top is fixed with screws to the brackets which create a 5 mm gap between the top and the leg beam. H floor-to-top: 74 cm
	painted glass: 10 mm thick, tempered in accordance with EN 12150 standard with flat polished edges, painted on the underside (if the paint is white, extra-clear glass is used). Equipped with steel studs on the lower side of the glass, with threaded holes for fixing it to the structure.

melamine meeting table dimensions (in cm)

W	D	H
125	125	74
140	125	74
160	125	74
180	125	74
200	125	74
220	125	74
240	125	74
280	125	74
320	125	74
360	125	74
440	125	74

W	D	H
165	165	74
240	165	74
280	165	74
320	165	74
330	165	74
360	165	74

glass meeting table dimensions (in cm)

W	D	H
125	125	74
220	125	74

W	D	H
165	165	74

starting/ intermediate and ending meeting table dimensions for composition (in cm)

W	D	H
120	125	74
140	125	74
160	125	74
180	125	74

W	D	H
120	165	74
140	165	74
160	165	74
165	165	74
180	165	74

standard finishes for metal leg and beam

metal

- ZGBI White embossed painted RAL 9010
- ZGAS Aluminium embossed painted RAL 9006
- ZGNE Black embossed painted RAL 9005

special finishes for metal leg and beam

metal leg*(special finishes only for leg)

- ZGV0 Maize yellow embossed painted RAL 1006
- ZGR0 Titian red embossed painted RAL 050 50 60
- ZGB0 Gentle blue embossed painted RAL 250 60 15
- ZGB1 LED blue embossed painted RAL 260 40 45
- ZGG0 Pebble grey embossed painted RAL 7032
- ZGG5 Green grey embossed painted RAL 7009

metal beams (beam finish for legs in special finish)

- ZGAS Aluminium embossed painted RAL 9006

top finishes

melamine

- MBI White
- MWP Pearl white
- MTR Dove
- MCE Concrete
- MOB Light elm
- MRO Oak
- MNC Walnut
- MFN Black ash
- MNV Velvet black

melaminico with colour-contrasting edge

- GMBI – White with green grey edge
- NMBI - White with black edge
- BMOB – Light elm with white edge
- GMOB – Light elm with green grey edge
- NMOB – Light elm with black edge
- GMNC – Walnut with green grey edge

	NMNC - Walnut with black edge GMNV – Black velvet with green grey edge
	glass VTBI White painted glass on the lower side VTNE Black painted glass on the lower side
OPTIONALS	
1. top access Exit dual	metal: made of anodised or powder-coated extruded aluminium with two ABS closing elements. The upper part includes an extruded or painted aluminium door that can be opened on either side. There is a dust cover profile on both sides. W. 31,6 cm D. 14,8 cm H. 2,7 cm
2. cable tray for top access Exit dual	made of 1 mm thick U-shaped powder-coated steel sheet. The tray interlocks with the top access frame. Fitted with holes on the lower side that can be used for attaching multiple-plug sockets (by means of screws or clamps, not included) or for earthing (by screwing the cable lug for earthing with screw and bolt, not included). W. 28,8 cm D . 12,3 cm H. 10 cm
3. height-adjustable cable tray	made of 1 mm thick steel sheet painted with powders with an embossed finish and open on the sides to allow cable routing to adjacent locations. On the underside there are 4 holes (Ø 55 mm) for grounding the cables and other holes that can be used for attaching multiple-plug sockets (by means of screws or clamps, not included) or for earthing (by screwing the cable lug for earthing with screw and bolt, not included). Each side is equipped with two sets of slots at a pitch of 5/8" for attaching the supporting brackets and allowing them to be adjusted in height. The supporting brackets are made of 1.5-mm-thick epoxy-powder-coated steel plate and are attached to the beams. Side end caps, made of 1 mm thick epoxy powder-coated steel sheet with an embossed finish, are available on request and can be attached to the tray. Tray - top distance: 81,5 mm to 125 mm (depending on the setting) W. 100/120/140/160/180 D. 34 cm H. 12,5 ÷ 15,4 cm
4. carter for vertical cable management	consisting of a 1 mm thick folded steel sheet base, powder-coated with an embossed finish. 2 magnets with a diameter of 2 cm are located in the hollow part for direct attachment to the metal leg. W. 5 cm D. 2,6 cm H. 56 cm
5. vertical cable duct	composed of a 3 mm thick folded powder coated steel sheet base (W. 15 cm D. 15 cm H. 0,6 cm) and a series of rectangular plastic elements (W. 6,5 cm D. 4 cm H. 3 cm) joined together to guide the cables to the top. For each vertebra there are 45 elements (H. max. 84 cm). At the end there is an element for fixing the vertical cable management to the top (using self-tapping wood screws).
6. removable carter (for intermediate leg)	made of 1 mm thick powder-coated steel plate and fitted with hooks for attachment to the middle of the legs. A space of 40 mm remains between the floor and the lower edge of the carter to allow for the passage of cables. The same space is available at the top between the leg beam and the upper edge of the carter. W. 16,5 cm D. 5 cm H. 59,2 cm.
electrification	the desk can be equipped with the following electrification: VERSATEK - ALUPOWER (please refer to the electrification section for more specifications).

ABACUS | Meeting tables

Meeting table – Melamine top
D. 165/125 cm

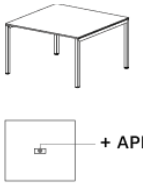

Meeting table – Glass top
D. 165/125 cm

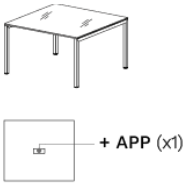

Meeting table – Melamine top
D. 125 cm

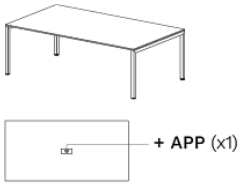

Meeting table – Glass top
D. 125 cm

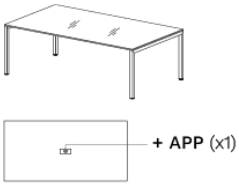

Meeting table – Melamine top
D. 125 cm

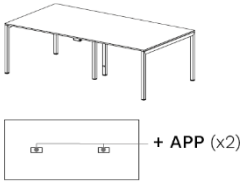

Meeting table – Melamine top
D. 165/125 cm

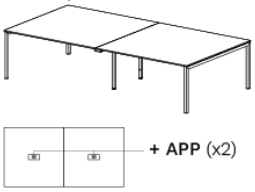

Meeting tables for compositions

STARTING

Meeting table – Melamine top
D. 165/125 cm



INTERMEDIATE

Meeting table – Melamine top
D. 165/125 cm



ENDING

Meeting table – Melamine top
D. 165/125 cm



ABACUS | Optionals

1. Top access
Exit dual

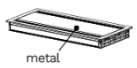

2. Cable tray for top access
Exit dual

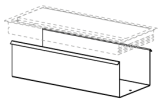

3. height-adjustable cable tray

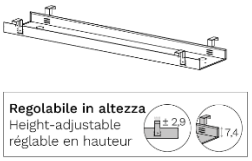

4. carter for vertical cable management

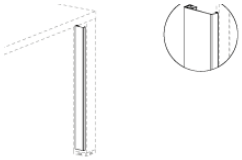

5. vertical cable duct

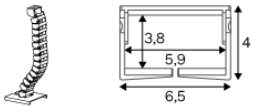

6. pair of removable carters
(for intermediate leg)

