

POP AD

Desk

FREZZA



TECHNICAL DATA

structure	<p><u>3-step leg</u>: consisting of a square-section upright (70x70 mm) made of 2 mm thick steel inside which slide 2 other 2 mm thick square section uprights (65x65 mm and 60x60 mm respectively). On the upper part of each upright there is a plastic cover. The leg is fixed by means of 4 screws to a base made of 3 mm thick steel, which is 22" 7/8 long and 1" 1/8 wide and equipped with Ø 60 mm adjustable polyethylene-coated metal feet that allow 10 mm excursion for levelling. A 5 mm thick shaped steel plate is welded to the upper part of the upright to accommodate the motor. The plate has holes for fixing the upper frame by means of screws. Each motor allows a maximum excursion of 25"3/4 (min. H. 24"1/4 max. H. 50" - desktop included).</p> <p><u>frame</u>: composed by two telescopic steel tubes with a rectangular cross-section (the outer tube measures 20x40 mm while the inner tube measures 15x30 mm) joined together by transversal connecting plates that are also used to fix the control unit. The two tubes slide according to the length of the top and are locked by means of a dowel on the lower side of the larger tube. The frame is equipped with holes at the bottom for attaching the cable tray if required. Two 3 mm thick, 22" 7/8 long and 1" 1/8 wide moulded steel brackets are attached to the ends of the frame to secure the top. In the case of the desk with an extension, there is a third leg set at 45° with two 4 mm thick steel plates at the top, measuring 160x160 mm. In this desk version, there will be 2 frames running under the tops, both of which will be fixed to the plates of the central leg.</p>
top	<p><u>melamine</u>: 25 mm thick chipboard (density 720 kg/m³, formaldehyde emission compliant with EU Regulation 2023/1464 and EPA TSCA Title VI) coated with anti-reflective melamine resins and edged with ABS (2 mm thick with rounded edges).</p>
control unit	<p>the unit receives input from the push-button panel and synchronises the activation of the leg motors. Available with either 240 V (EU and UK versions) or 120 V (US version) power supply.</p>
push-button	<p>Fixed with screws on the lower side of the desktop. It has a digital display and allows the user to memorize up to 3 different height positions, associating them with the buttons numbered from 1 to 3.</p> <p>The push button panel also has an 'A' alert button to remind users to change posture. The default time of the reminder is 45 minutes.</p> <p>The length of the power cable is 55"1/8.</p> <p>The push-button can be fixed either to the right or left of the top.</p>

desk dimensions

desk			desk with return top		
W	D	H	W	D	H
47"1/4	31"1/2	24"1/4÷50"	55"1/8	70"7/8	24"1/4÷50"
55"1/8	31"1/2	24"1/4÷50"	63"	70"7/8	24"1/4÷50"
63"	31"1/2	24"1/4÷50"	70"7/8	70"7/8	24"1/4÷50"
70"7/8	31"1/2	24"1/4÷50"			

structure finish

metal

BG White
RAL 9016

NE Black
RAL 9005

top finish

melamine

MBI White

MCE Concrete

MNC Walnut

MWP Pearl white

MOB Light elm

MFN Black ash

MTR Dove

MRO Oak

MNV Black velvet

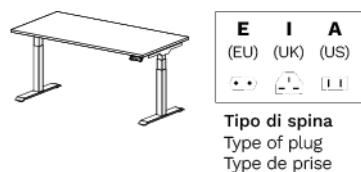
OPTIONALS

1. screens	<u>melamine</u> : 25 mm thick chipboard (density 720 kg/m ³ , formaldehyde emission compliant with EU Regulation 2023/1464 and EPA TSCA Title VI), faced with anti-reflex melamine resins and edged with ABS (2 mm thick, with rounded edges). The screen is supported by two 3 mm thick steel sheet brackets, painted with epoxy powders. The brackets are fixed to the desk's underside and to the screen, both of which have holes with threaded inserts, with metric screws. The height of the screen in relation to the top is 14" 7/8. W. 45"5/8 / 53"1/2 / 61"3/8 / 69"1/4 D. 1" H. 23"5/8.
	<u>fabric</u> : made of 25 mm thick chipboard (density 720 kg/m ³ , formaldehyde emission compliant with EU Regulation 2023/1464 and EPA TSCA Title VI), faced with anti-reflex melamine resins and covered with fireproof fabric. The height of the screen in relation to the desk is 14" 7/8. W. 45"5/8 / 53"1/2 / 61"3/8 / 69"1/4 D. 1"1/8 H. 23"5/8.
	<u>pinnable</u> : made of 25 mm thick chipboard (density 720 kg/m ³ , formaldehyde emission compliant with EU Regulation 2023/1464 and EPA TSCA Title VI), faced with anti-reflex melamine resins. A 6 mm thick polyethylene foam adhesive mat is glued to both sides of the panel. The entire panel is covered with a layer of fireproof fabric. The screen is supported by two 3 mm thick, epoxy powder-coated steel sheet brackets. The brackets are fixed to the desk's lower side and to the screen, both of which have holes with threaded inserts, with metric screws. The height of the screen in relation to the desk is 14" 3/4. W. 45"5/8 / 53"1/2 / 61"3/8 / 69"1/4 D. 1"1/8 H. 23"5/8.
2. top access	<u>metal</u> : consisting of a base frame made of two anodised or epoxy powder-coated extruded aluminium profiles and two ABS closing elements. The upper part comprises an anodised or epoxy powder-coated extruded aluminium door and a dust cover profile at the outlet. The door can be hinged open on one side only. Maximum door opening: 90°. W. 12"1/2 D. 4"3/4 H. 1"1/8
3. cable tray for top access	made of 1 mm thick, U-shaped, epoxy powder-coated steel sheet. The tray interlocks with the top access frame and is fitted with holes on the lower side that can be used for attaching multiple-plug sockets (by means of screws or clamps, not included) or for earthing (by screwing the cable lug for earthing with screw and bolt, not included). W. 11"3/8 D. 3"3/4 H. 3"7/8.
4. inspectable cable tray	made of 1 mm thick epoxy painted steel sheet and equipped with side openings (L. 50 mm) for cable exit. Fitted with holes on the lower side that can be used for attaching multiple-plug sockets (by means of screws or clamps, not included) or for earthing (by screwing the cable lug for earthing with screw and bolt, not included). The tray is fixed under the top, in correspondence with the structure's brackets, by means of a pair of brackets made of 2 mm thick steel sheet. The type of tray fixing allows it to be reclined for inspection (max. angle 40°). The distance between top and tray is 4" 3/8, the height of the external side of the tray is 3" 1/8 cm, while the internal side is 1" 5/8 cm. W. 39"3/8 / 47"1/4 / 55"1/8 / 63" D. 5"3/4 H. 3"1/2
5. panelled melamine leg	consisting of five 18 mm-thick melamine panels (density 720 kg/m ³ , formaldehyde emission compliant with EU Regulation 2023/1464 and EPA TSCA Title VI). The upper panel has a hole for inserting the panelled carter into the desk leg, before fixing the foot. The side panels accommodate 4 adjustable feet Ø 20 mm on the lower edge.

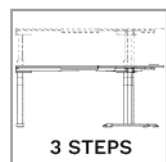
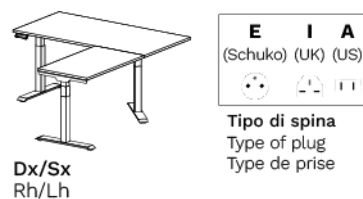
6. vertical cable duct	consisting of a 3 mm thick folded steel plate base (W. 5" 7/8 D. 5" 7/8 H. 1/4") painted with epoxy powders, and a series of rectangular plastic elements (W. 2"1/2 D. 1"5/8 H. 1" 1/8) joined together to convey the cables to the desk top. For each cable duct there are 45 elements. At the end there is an element that fastens to the top (using self-tapping wood screws). Total height: 55"1/8
electrification	the desk can be equipped with the following electrification: VERSAQ – VERSATEK – ALUPOWER – NETBOX POINT (please refer to the electrification section for more specifications).

ABACUS | Desk

Desk

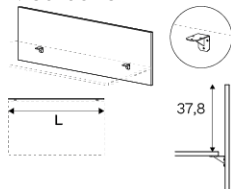


Desk with return



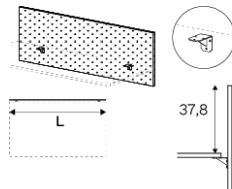
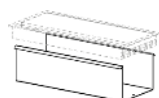
ABACUS | Optionals

1. screens



melamine

3. cable tray for top access

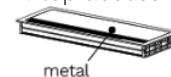


fabric

4. inspectable cable tray



2. top access



5. panelled melamine modesty panel

