



TECHNICAL DATA

structure (sides, lid, bottom and back)	<u>melamine</u> : 18 mm thick chipboard (density 720 kg/m ³ , formaldehyde emission compliant with EU Regulation 2023/1464 and EPA TSCA Title V) for sides, top and bottom (edged with 0.45 mm thick ABS) and 12 mm thick for back, finished with anti-reflex melamine resins. The sides, top and bottom feature milled slots for inserting the back. Each side has double 1 ¹ / ₄ holes for fixing the shelves.
---	---

frame	The structure rests on a frame made of 25x25 mm square section steel tubing, 1.5 mm thick, powder coated with an embossed finish.
-------	---

shelves	<u>melamine</u> : made of 25 mm thick chipboard (density 720 kg/m ³ , formaldehyde emission compliant with EU Regulation 2023/1464 and EPA TSCA Title V) finished with anti-reflex melamine resins and edged with 2 mm thick ABS on the side facing the front. The shelf is supported by brackets fitted into the side holes.
---------	--

metal: made of 0.8 mm thick steel sheet painted with epoxy powders and supported by brackets fitted into the side holes. The shelves, on the lower side, are designed for hanging A4 format folders (only for cabinets with a depth of 18¹/₈). The total thickness of the shelf is 25 mm.

Maximum number of hanging files per shelf:
(considering an average thickness of 2 cm per file)



































longitudinal










paper size	W. 17 ³ / ₄ max number hanging folders	W. 35 ³ / ₈ max number hanging folders	W. 39 ³ / ₈ max number hanging folders	W. folder dimension
A4 - US letter	16	32	32	39,5
B4 - US legal	16	32	32	33

transversal

paper size	W. 35 ³ / ₈ max number hanging folders	W. 39 ³ / ₈ max number hanging folders	dimensione cartella L.
B4 - US legal	39	44	33

doors	<u>melamine</u> : 18 mm thick chipboard (density 720 kg/m ³ , formaldehyde emission compliant with EU Regulation 2023/1464 and EPA TSCA Title V), finished with anti-reflex melamine resins and ABS edging (2 mm thick with rounded edges). The doors are equipped with a lock with removable cylinder (to allow the code to be changed) and are supplied with 2 folding keys. The closing mechanism features a rotating blade. The doors are secured by brackets fixed with wood screws to the bottom, lid or structural shelf. The hinges are made of steel with a 110° opening and an integrated soft-closing mechanism to dampen the closing of the door. The left door is equipped with a PVC profile that also acts as a dust barrier. The doors are designed for the attachment of handles with a 5" pitch.
-------	---

	<p><u>wood</u>: 19 mm thick chipboard (density 720 kg/m³, formaldehyde emission compliant with EU Regulation 2023/1464 and EPA TSCA Title V), veneered on both sides with natural wood veneer thickness approx. 0.6 cm and edged in wood or ABS (thickness 2 mm with rounded edges). The surfaces are painted with acrylic-based paints. The doors are equipped with a lock with removable cylinder (to allow the code to be changed) and are supplied with 2 executive keys, one of which is folding. The closing mechanism features a rotating blade. The doors are secured by brackets fixed with wood screws to the bottom, lid or structural shelf. The hinges are made of steel with a 110° opening and an integrated soft-closing mechanism to dampen the closing of the door. The left door is equipped with a PVC profile that also acts as a dust barrier. The doors are designed for the attachment of handles with a 5" pitch.</p>		
top, sides and finishing back	<p><u>melamine</u>: 18 mm thick chipboard (density 720 kg/m³, formaldehyde emission compliant with EU Regulation 2023/1464 and EPA TSCA Title V) finished with anti-reflex melamine resins and ABS edging (2 mm thick with rounded edges). Fixed to the structure with wood screws.</p> <p><u>wood</u>: 19 mm thick chipboard (density 720 kg/m³, formaldehyde emission compliant with EU Regulation 2023/1464 and EPA TSCA Title V), veneered on both sides with natural wood veneer thickness approx. 0.6 cm and edged in wood or ABS (thickness 2 mm with rounded edges). The visible surfaces are painted with acrylic-based paints. They are fixed to the structure with wood screws.</p>		
sideboard dimensions	W	D	H
	37"	18"7/8	39"3/8
	72"1/2	18"7/8	39"3/8
	107"7/8	18"7/8	39"3/8
melamine sideboard finishes	<p><u>metal frame</u></p> <div>  ZGBI White embossed painted RAL 9010  ZGNE Black embossed painted RAL 9005 </div> <p><u>melamine structure and shelves</u></p> <div>  MBI White  MAH Aluminium  MNV Black velvet </div> <p><u>MET – metal shelves</u></p> <div>  ZGBI White embossed painted RAL 9010  ZGAS Aluminium silk RAL 9006  ZGNE Black embossed painted RAL 9005 </div> <p><u>melamine fronts</u></p> <div>  MBI White  MWP Pearl white  MTR Dove grey </div> <div>  MCE Concrete  MOB Light elm  MRO Oak </div> <div>  MNC Walnut  MFN Black ash  MNV Black velvet </div> <p><u>melamine sides and finishing top</u></p> <div>  MBI White  MWP Pearl white  MTR Dove grey </div> <div>  MCE Concrete  MOB Light elm  MRO Oak </div> <div>  MNC Walnut  MFN Black ash  MNV Black velvet </div>		
sideboard with veneer doors finishes	<p><u>metal frame</u></p> <div>  ZGBI White embossed painted RAL 9010  ZGNE Black embossed painted RAL 9005 </div> <p><u>melamine structure and shelves</u></p> <div>  MBI White  MAH Aluminium  MNV Black velvet </div> <p><u>MET – metal shelves</u></p> <div>  ZGBI White embossed painted RAL 9010  ZGAS Aluminium silk RAL 9006  ZGNE Black embossed painted RAL 9005 </div>		

	<u>veneer fronts</u>		
	 WBI White ash	 WNS Dark walnut	 WFN Black ash
	<u>veneer sides and finishing top</u>		
	 WBI White ash	 WNS Dark walnut	 WFN Black ash
sideboard storage	<u>melamine</u>		
	 MBI White	 MTR Dove grey	 MNV Black velvet

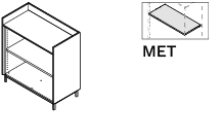
OPTIONALS

sideboard storage	<u>melamine</u> : 12 mm thick chipboard (density 720 kg/m ³ , formaldehyde emission compliant with EU Regulation 2023/1464 and EPA TSCA Title V) finished with anti-reflex melamine resins and ABS edging (2 mm thick with rounded edges). Dimensions: W. 33”3/4 D. 17”1/2 H. 13”3/4
-------------------	--

ABACUS | Sideboard

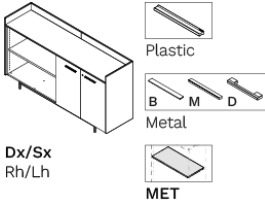
Open sideboard

melamine



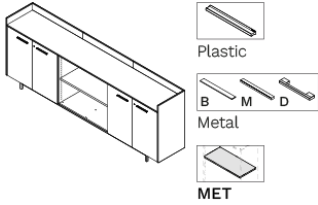
Sideboard with 2 doors and open compartment

melamine



Sideboard with 4 doors and open compartment

melamine



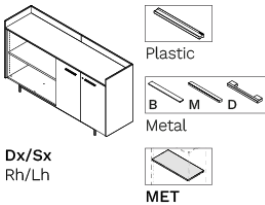
Open sideboard

veneer



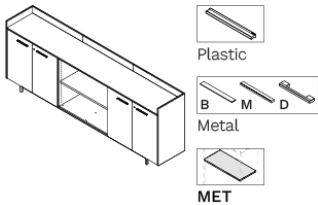
Sideboard with 2 doors and open compartment

veneer



Sideboard with 4 doors and open compartment

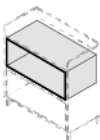
veneer



ABACUS | OPTIONS

sideboard storage

melamine



ABACUS | Handles

ABS handle (Plastic)



material: Plastic
Pitch: 5"



BI White
RAL 9010



AO Aluminium



NE Black
RAL 9005

Metal handle (Metal) - Spike/Alplus/Velvet/Asset/Vogue/Pop (B)



material: zamak
Pitch: 5"



BI White
RAL 9010



AO Aluminium



NE Black
RAL 9005



CR Polished
chrome

Metal handle (Metal) - Be.1 (M)



material: zamak
Pitch: 5"



BI White
RAL 9010



NE Black
RAL 9005

Metal handle (Metal) - Ono (D)




material: zamak
Pitch: 5"



BI White
RAL 9010



AO Aluminium



NE Black
RAL 9005



CR Polished
chrome