





















CARATTERISTICHE TECNICHE

schienale	con profilo in polipropilene bianco o nero e rivestimento in rete elasticizzata opportunamente tensionata.
sedile	in polipropilene imbottito e rivestito in tessuto o ecopelle.
braccioli	in polipropilene fissi proposti in abbinamento alla finitura del profilo dello schienale.
base	a 4 gambe in tondino d'acciaio (Ø 22 mm) verniciato nero, bianco o cromato.
accessori	tavoletta antipanico in termoplastica colore nero da fissare al bracciolo destro.
impilabilità	- seduta senza braccioli: massimo 12 sedie. - seduta con braccioli: massimo 9 sedie. - seduta con braccioli e tavoletta antipanico: massimo 2 sedie.

finitura basi	 Acciaio nero  Acciaio bianco  Acciaio cromato
---------------	--

finiture braccioli schienale e sedile	Polipropilene  L2W0 Bianco RAL 9003  L2NE Nero
--	--

reti	Cat. E Polo  RPRO  RPBI  RPG1  RPGR  RPRE  RPZO
	Cat. N Spin  S1V1  S1B8  S1R0  S1V0  S1G4  S1G0  S1G2  S1NE
	Cat. V Volley FR  R6NE

Cat. B

Bondai



Cat. H

Madrid 3D



Boss FR (ecopelle)



Cat. D


King Flex



Time



Skill (ecopelle)




Cat. F


Step



Chili



Silvertex




Valencia




Jet



Magnum (ecopelle)




Connect




Rivet



Era



Go Check

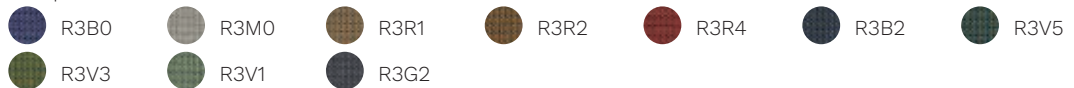


Cat. G


Remix 3



Morph



Focus

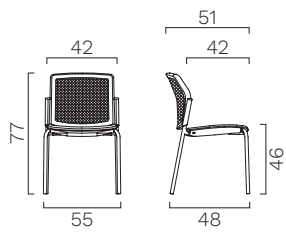


Focus Melange

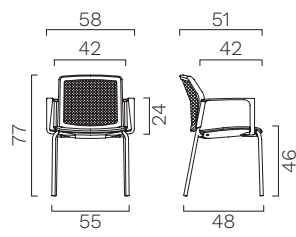


ABACO

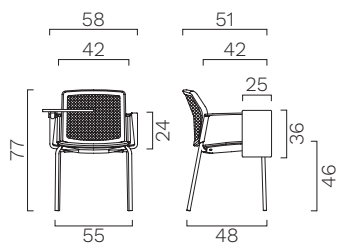
Senza braccioli.



Con braccioli.

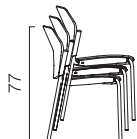


Con braccioli + tavoletta antipanico.

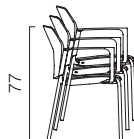


IMPILABILITÀ

Senza braccioli
Max 12 sedie



Con braccioli
Max 9 sedie



Con braccioli e tavoletta antipanico.
Max. 2 sedie

