

MAX

FREZZA

Max - Executive chair

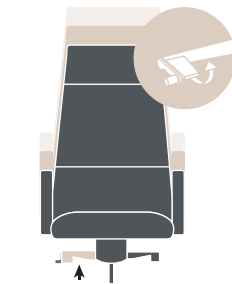


TECHNICAL DETAILS


backrest	made of fire-retardant, flexible, cold-foamed polyurethane with steel insert. Equipped with a height-adjustable sliding lumbar support (70 mm). Available with high and medium backrest.
seat	wooden seat padded with fire-retardant polyurethane foam.
armrests	- <u>in die-cast aluminium</u> with upholstered elbow-rests in the same colour as the seat. - <u>entirely upholstered</u> with polyurethane foam padding and steel insert.
device	<u>synchronised seat/backrest device lockable in 4 positions</u> with lateral adjustment of the backrest's tension according to the user's weight. Tilting angles: backrest 25°, seat 16°. This device dynamically follows all the natural movements of the user's body; seat and backrest tilt together, relieving tension on the dorsal muscles. The movement's tension is adjustable, adapting to the user's body shape and preferences. The correct seat/back tilt angle ensures proper blood flow while reducing the feeling of heaviness in the lower limbs. A soft release system allows the user to control the movement of the backrest when released.



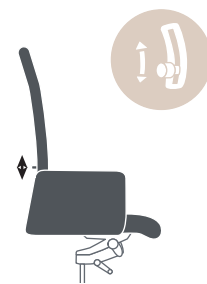
Left-hand lever locks the seat in 4 positions



Right lever adjusts the height of the seat



Final right-hand handle adjusts the backrest's spring tension

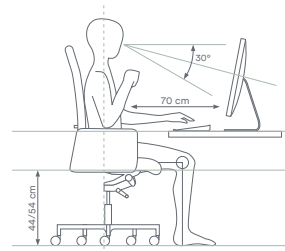


Backrest handle adjusts the lumbar support

height adjustment	with gas lift system, which allows a 10 cm excursion.
base	<u>5-star base</u> in polished aluminium. Self-locking, dual-tread, rubbered, swivel castors (Ø 65 mm).

ergonomics

Max is equipped with the necessary mechanisms for proper and comfortable use, even for prolonged periods, as long as the following conditions are met: the standard sitting position requires maintaining angles of 90° between torso and thigh, between thigh and leg, and between leg and foot. These last two angles are essential so that the foot, resting completely on the surface below, discharges part of the weight of the lower limb onto it, preventing excessive compression on the back thigh surface and promoting blood circulation to the heart.



base finishes

 Polished aluminium












armrests and elbow-rests finishes

 Polished aluminium  Upholstered

fabrics

Cat. D

Skill (eco-leather)

















 PGM3  PGTR  PGCD  PGTA  PGR1  PGCG  PGBZ
 PGGB  PGVC  PGM2  PGNE

Cat. F

















Step

 STX2  STZ9  STSB  STE1  STBS  STVU  STE4
 STE3  STE2  STNE

Chili

 SOG6  SOG2  SOG3  SOM3  SOV2  SOR0  SOR4
 SORA  SOR7  SOR2  SOB9  SOB8  SOV5  SOV6
 SOV7  SONE

Silvertex

 SBR7  SBV1  SBR3  SBR4  SBR5  SBR6  SBB7
 SBB3  SBB6  SBG1  SBB1  SBM2  SBV4  SBV6
 SBV3  SBG6
















Valencia

 SWR6  SWBI  SWV7  SWRA  SWR8  SWR3  SWR2
 SWB8  SWG4  SWB9  SWB2  SWM6  SWG0  SWG8
 SWG7  SWG1











Jet

 JTW2  JTW3  JTH2  JTGM  JTYF  JT1R  JTRG
 JTO1  JTR1  JTVM  JT07  JTVI  JTG3  JTV7
 JTC1  JTV8  JTB3  JTZ6  JTM2  JTZ0

Magnum (eco-leather)

 T5G7  T5B0  T5B6  T5B2  T5B5  T5R4  T5R6
 T5V3  T5G1  T5M6  T5M5  T5G4  T5M3  T5V8
 T5NE

Connect

 T6G0  T6G1  T6G2  T6R0  T6R1  T6R2  T6V5
 T6V6  T6B6  T6NE


Rivet



Era

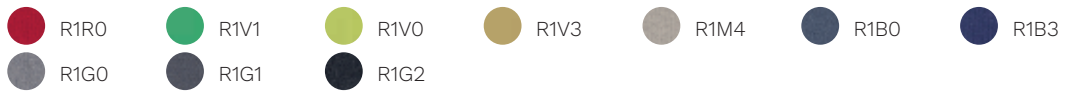


Go Check



Cat. R

Disco Coex

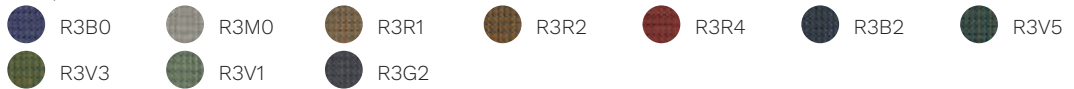


Cat. G


Remix 3



Morph



Focus



Focus Melange



Aida




Cat. Q

Steelcut Trio 3



Ecriture



Ombra



Cat. I

Buffalo leather



Cat. P

Leather



Cat. PX

Corrected grain leather



Cat. X

Elmosoft



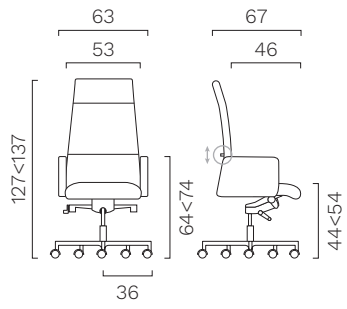
Montana



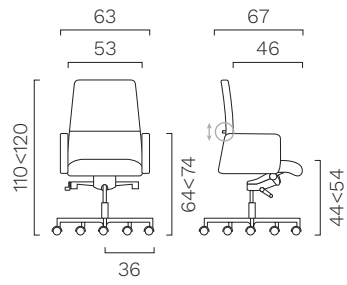
ABACUS

Executive

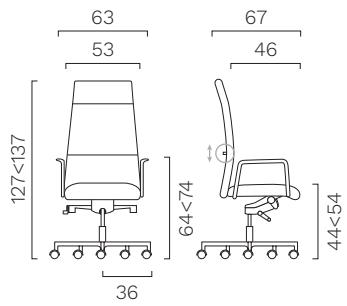
High backrest.
Synchronised seat/backrest device lockable in 4 positions.
Padded and upholstered armrests.



Medium backrest.
Synchronised seat/backrest device lockable in 4 positions.
Padded and upholstered armrests.



High backrest.
Synchronised seat/backrest device lockable in 4 positions.
Aluminium armrests with upholstered elbow-rests.



Medium backrest.
Synchronised seat/backrest device lockable in 4 positions.
Aluminium armrests with upholstered elbow-rests.

