ALPLUS

Bench



TECHNICAL DATA

design Marco Zito

structure	leg: shaped in die-cast aluminium with an epoxy powder-coated embossed finish. The upper part is fitted with an insert for attachment to the perimeter frame. The leg is equipped with an adjustable polyethylene coated metal foot allowing +10 mm adjustment for floor levelling.
	perimeter frame: made of extruded aluminium painted with epoxy powders with an embossed finish profiles, equipped with an internal groove for attaching the leg insert. The reinforcing beams, arranged along the depth, are fixed to the structure with barrels and grains. Profiles and reinforcing beams are equipped on the inside with a groove for attaching accessories if required.
intermediate cable tower leg	consisting of an epoxy powder-coated steel sheet (with an embossed finish), it features an upper and a lower opening for cable entry and exit. The tower leg is fixed to the reinforcing beams by means of 3 mm thick steel sheet brackets (W. 25,7 cm D. 3 cm H. 5 cm) painted with epoxy powders. The tower leg is equipped with 4 adjustable polyethylene-coated metal feet that allow +10 mm for levelling.
top	melamine: made of 18-mm thick chipboard (density 720 kg/m^3, formaldehyde emission compliant with EU Regulation 2023/1464 and EPA TSCA Title VI), faced with anti-reflex melamine resins and edged with ABS (2 mm thick with rounded edges). The top is assembled to the structure by means of galvanised brackets fixed to the top with metric screws and to the beams of the structure with screws and hammer nuts.

bench dimensions (in cm)

	W	D	H
FREE-STANDING			
INITIAL			
INTERMEDIATE			
FINAL			
	140	160	75
	160	160	75
	180	160	75

structure and intermediate tower leg finish

aluminium

- ZGBI White embossed painted RAL 9010
- ZGTR Dove embossed painted
- ZGNE Black embossed painted RAL 9005

top finish

melamine

- MBI White
- MTR Dove
- MCE Concrete
- MOB Light elm
- MRO Oak
- MNC Walnut
- MFN Black ash
- MNV Black velvet

OPTIONALS

1. screen	melamine: made of 25 mm thick chipboard (density 720 kg/m^3, formaldehyde emission compliant with EU Regulation 2023/1464 and EPA TSCA Title VI), faced with anti-reflex melamine resins and edged with ABS (2 mm thick with rounded edges).
	fabric: consisting of a 18 mm thick chipboard panel faced with melamine resins, onto which a cushion of adhesive polyethylene foam (density 40 kg/ m^3) is glued on both sides. The panel is covered with a layer of flame-retardant fabric or eco-leather. The total thickness of the screen is 1"1/8.
	Both screens, in order to be mounted, feature 2 holes (Ø 1,4 cm, D. 18 cm) on the lower side, which accommodate a vertical support that is anchored to a plate (W. 40,4 cm D. 4 cm TH. 0,4 cm) fixed underneath the surface with metric screws.
2. top access	metal: made of anodised or epoxy-painted extruded aluminium profiles with two ABS closing elements. The upper part includes an extruded or epoxy-painted aluminium door with a dust cover profile at the outlet. The door is hinged to open on one side only. The maximum door opening is 90°. W. 31,6 cm D. 12 cm H. 2,7 cm.
3. cable tray for top access	made of 1 mm thick, U-shaped, epoxy powder-coated steel sheet. The tray interlocks with the top access frame and is fitted with holes on the lower side that can be used for attaching multiple-plug sockets (by means of screws or clamps, not included) or for earthing (by screwing the cable lug for earthing with screw and bolt, not included). W. 28,8 cm D. 9,5 cm H. 10 cm.
4. height-adjustable cable tray (H. 12,5 ÷ 15,4 cm)	made of 1 mm thick epoxy-powder coated steel sheet, open on the sides so that cables can be routed to the adjacent workstations. On the lower side, there are 4 holes (Ø 55 cm) that allow cables to be routed to the ground and other holes for attaching multiple-plug sockets (by means of screws or clamps - not included) or for earthing (by screwing the cable lug to the ground with a screw and bolt - not included). Each side is equipped with two sets of slots with a 14,5 cm interaxis, which are used for attaching the supporting brackets and allows them to be adjusted in height. The supporting brackets are made of 1.5-mm-thick epoxy-powder-coated steel sheet and are attached to the beam's slots. Side end caps, made of 1 mm thick epoxy powder-coated steel sheet, are available on request to be attached to the tray. Tray- top distance: 125 mm ÷ 165 mm (depending on adjustment) W. 120/140/160 cm D. 340 cm H. 76 cm
electrification	the desk can be equipped with the following electrification: VERSATEK (please refer to the electrification section for more specifications).

ABACUS | Bench

FREE-STANDING
Melamine top



ABACUS | Bench in composition

INITIAL

Melamine top



INTERMEDIATE

Melamine top



FINAL

Melamine top



ABACUS | OPTIONALS

1. screen

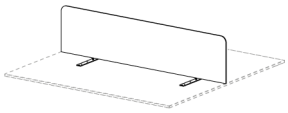

Melamine

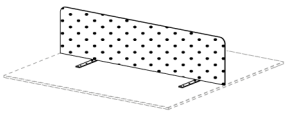

fabric

2. top access

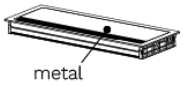

3. cable tray for top access

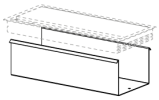

4. height-adjustable cable tray
(H. 12,5 cm ÷ 15,4 cm)

