

JODIE

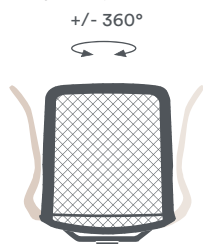
Jodie White - Visitor chair

FREZZA



TECHNICAL DETAILS

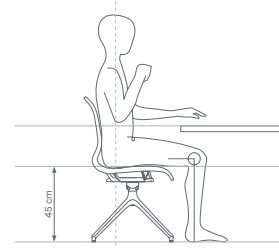
unibody with low backrest, swivel 360°, in supporting elastic mesh fixed to a white nylon (RAL 2003) frame that supports and keeps the mesh tensioned. The mesh backrest is breathable and adapts to the user's body shape while properly supporting the spine.



armrests fixed in white nylon (RAL 9003).

base 4-spoke pyramidal base in white nylon on glides.

ergonomics Jodie is equipped with the necessary mechanisms for proper and comfortable use, even for prolonged periods, as long as the following conditions are met: the standard sitting position requires maintaining angles of 90° between torso and thigh, between thigh and leg, and between leg and foot. These last two angles are essential so that the foot, resting completely on the surface below, discharges part of the weight of the lower limb onto it, preventing excessive compression on the back thigh surface and promoting blood circulation to the heart.



base finishes White nylon

unibody finishes

Cat. K

Max



S9M0



S9G0



S9G1

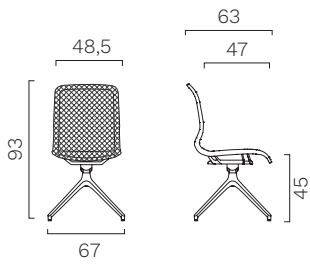


S9NE

ABACUS

Visitor

Low backrest.
360° swivel.
Without armrests.



Low backrest.
360° swivel.
With armrests.

