

# JODIE

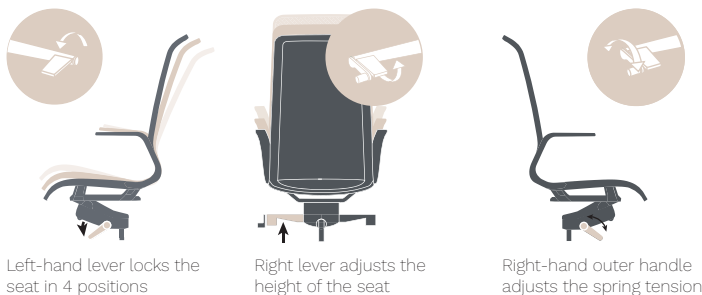
Jodie White - Executive chair

FREZZA

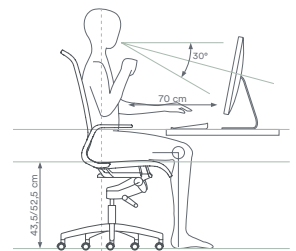


## TECHNICAL DETAILS

unibody	with high backrest, in supporting elastic mesh fixed to a white nylon (RAL 2003) frame that supports and keeps the mesh tensioned. The mesh backrest is breathable and adapts to the user's body shape while properly supporting the spine.
armrests	<u>fixed</u> in white nylon (RAL 9003).
device	<u>tilting device lockable in 4 positions</u> (with polished finish cover), with lateral adjustment of the backrest's resistance in relation to the user's weight and anti-shock release system. This device allows to change the user's position while maintaining the proper trunk/thigh angle. A soft release system allows the user to control the movement of the backrest when released.



height adjustment	with gas lift system, which allows a 9 cm excursion.
base	<u>5-star base</u> in white nylon (RAL 2003) or polished die-cast aluminium. Self-locking, dual-tread, rubbered, swivel castors, Ø 65 mm as standard.
ergonomics	Jodie is equipped with the necessary mechanisms for proper and comfortable use, even for prolonged periods, as long as the following conditions are met: the standard sitting position requires maintaining angles of 90° between torso and thigh, between thigh and leg, and between leg and foot. These last two angles are essential so that the foot, resting completely on the surface below, discharges part of the weight of the lower limb onto it, preventing excessive compression on the back thigh surface and promoting blood circulation to the heart.




base finish	 Polished aluminium	 White nylon
-------------	--	---

mesh

Cat. K

Max



S9M0



S9G0



S9G1



S9NE

## ABACUS

### Executive

High backrest.

Tilting device lockable in 4 positions.

Fixed armrests.

