

JODIE

Jodie Black - Visitor chair


FREZZA



TECHNICAL DETAILS

unibody

With low backrest and swivel 360°. Supporting elastic mesh fixed to a black nylon frame that supports and keeps the mesh tensioned. The mesh backrest is breathable and adapts to the user's body shape while properly supporting the spine.



armrests

fixed in black nylon.

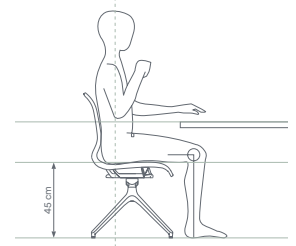
base

4-spoke pyramidal base in black nylon or polished aluminium on glides.

ergonomics

Jodie is equipped with the necessary mechanisms for proper and comfortable use, even for prolonged periods, as long as the following conditions are met: the standard sitting position requires maintaining angles of 90° between torso and thigh, between thigh and leg, and between leg and foot.

These last two angles are essential so that the foot, resting completely on the surface below, discharges part of the weight of the lower limb onto it, preventing excessive compression on the back thigh surface and promoting blood circulation to the heart.



base finishes



Polished aluminium



Black nylon

mesh

Cat. K

Max



S9M0



S9G0



S9G1

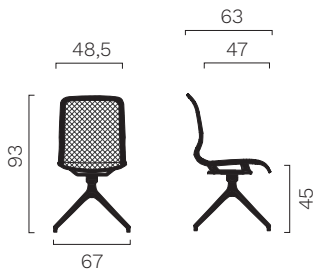


S9NE

ABACUS

Visitor

Low backrest.
Swivel with automatic return.
Without armrests.



Low backrest.
Swivel with automatic return.
Fixed armrests.

