



CARATTERISTICHE TECNICHE

schienale	in polipropilene, anteriormente imbottito e rivestito in tessuto o ecopelle. Retroschienale in finitura nera o bianca.
sedile	in polipropilene imbottito e rivestito in tessuto o ecopelle.
braccioli	in polipropilene fissi proposti in abbinamento alla finitura del retroschienale.
base	a 4 gambe in tondino d'acciaio (Ø 22 mm) cromato o verniciato nero e bianco.
accessori	<u>tavoletta antipanico</u> in termoplastica colore nero da fissare al bracciolo destro.
impilabilità	- <u>seduta senza braccioli</u> : massimo 12 sedie. - <u>seduta con braccioli</u> : massimo 9 sedie. - <u>seduta con braccioli e tavoletta antipanico</u> : massimo 2 sedie.

finitura basi	Acciaio nero	Acciaio bianco	Acciaio cromato
---------------	--------------	----------------	-----------------

finiture braccioli, schienale e sedile	Polipropilene
	L2W0 Bianco RAL 9003
	L2NE Nero

tessuti	Cat. B Bondai	TBB2	TBB1	TBB6	TBB4	TBV2	TBR2	TBR1
		TBMN	TBR3	TBR0	TBV1	TBV4	TBV0	TBB0
		TBM1	TBBE	TBGC	TBAV	TBG0	TBZ0	
	Cat. H Madrid 3D	T3M0	T3V0	T3V2	T3B2	T3V4	T3M3	T3B3

Boss FR (ecopelle)

T4BI	T4M5	T4M8	T4M6	T4M4	T4M7	T4M3
T4M0	T4M1	T4M2	T4V0	T4G0	T4G1	T4R1
T4R0	T4B0	T4B1	T4V4	T4V1	T4NE	

Cat. D

King Flex

XFML	XFB2	XFAZ	XFH6	XFB4	XFBX	XFRM
XFZC	XFM0	XFS2	XFYD	XFYS	XFV1	XFVM
XFB0	XFGC	XFGS	XFJ1	XFM1	XFCO	XFZO

Time

S6G2	S6V0	S6R2	S6R1	S6R6	S6R3	S6R5
S6B7	S6B1	S6B0	S6B4	S6V1	S6V3	S6V4
S6M2	S6M1	S6M0	S6G0	S6B5	S6G1	

Skill (ecopelle)

PGM3	PGTR	PGCD	PGTA	PGR1	PGCG	PGBZ
PGGB	PGVC	PGM2	PGNE			

Cat. F

Step

STX2	STZ9	STBS	STE1	STBS	STVU	STE4
STE3	STE2	STNE				

Chili

S0G6	S0G2	S0G3	S0M3	S0V2	S0R0	S0R4
S0RA	S0R7	S0R2	S0B9	S0B8	S0V5	S0V6
S0V7	S0NE					

Stromboli

S8G0	S8M1	S8R1	S8R3	S8R2	S8B3	S8B2
S8B0	S8V2	S8NE				

Silvertex

SBR7	SBV1	SBR3	SBR4	SBR5	SBR6	SBB7
SBB3	SBB6	SBG1	SBB1	SBM2	SBV4	SBV6
SBV3	SBG6					


Valencia

SWR6	SWBI	SWV7	SWRA	SWR8	SWR3	SWR2
SWB8	SWG4	SWB9	SWB2	SWM6	SWG0	SWG8
SWG7	SWG1					


Jet

JTW2	JTW3	JTH2	JTGM	JTYF	JT1R	JTRG
JTO1	JTR1	JTVM	JT07	JTVI	JTG3	JTV7
JTC1	JTV8	JTB3	JTZ6	JTM2	JTZO	

Magnum (ecopelle)



Connect




Rivet



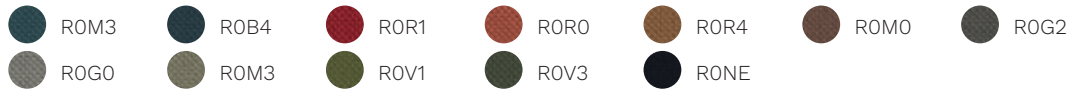
Era



Go Check



Rondo

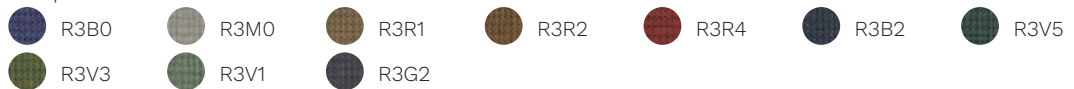


Cat. G


Remix 3



Morph



Focus

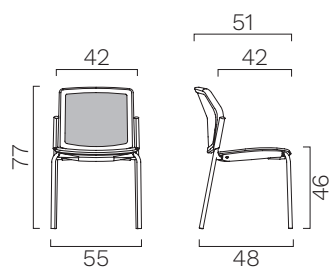


Focus Melange

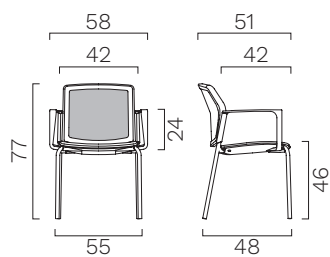


ABACO

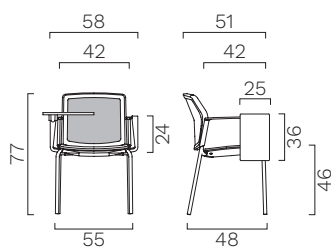
Senza braccioli.



Con braccioli.

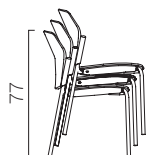


Con braccioli + tavoletta antipanico.

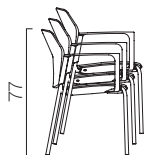


IMPILABILITÀ

Senza braccioli.
Max. 12 sedie.



Con braccioli.
Max. 9 sedie.



Con braccioli e tavoletta antipanico.
Max. 2 sedie

