

MOTTARELLA



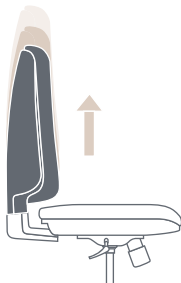
Mottarella Black - Task chair



TECHNICAL DETAILS

backrest

in nylon with CFC-free polyurethane foam padding, black polypropylene rear back cover. The backrest is equipped with a height adjustment system (60 mm). This system allows you to adjust the height of the backrest to ensure adequate lumbar support, protecting the intervertebral discs and the spine. The backrest can be adjusted with a high level of accuracy. Nylon seat/backrest connection. Available with high backrest.



seat

in plastic, polyurethane foam padding with anatomical shape, black polypropylene underseat.

armrests

fixed: in black nylon.

adjustable 1D: (height 90 mm) in black soft touch nylon.

adjustable 2D: (height 90 mm, depth 46 mm) in black soft touch nylon.



device

permanent contact with backrest lock/release using a side lever. This mechanism locks the backrest in different positions to better support the back of the user. A soft release system allows the user to control the movement of the backrest when released.



Lever on the backrest locks and unlocks the backrest

device

synchronised lockable in 3 positions with frontal adjustment of the backrest resistance in relation to the user's weight and anti-shock backrest release system. This mechanism dynamically follows all the natural movements of the user's body; seat and backrest tilt together, relieving tension on the dorsal muscles. The movement tension is adjustable, adapting to the user's body shape and preferences. The correct seat/back tilt angle ensures proper blood flow while reducing the feeling of heaviness in the lower limbs. A soft release system allows the user to control the movement of the backrest when released.



Right lever adjusts the height of the seat

The same lever locks the chair in 3 positions

Central pommel adjusts the backrest's spring tension

device

synchronised lockable in 3 positions with seat depth adjustment (60 mm), with adjustment of the backrest resistance in relation to the user's weight. Anti-shock backrest release system. This mechanism dynamically follows all the natural movements of the user's body; seat and backrest tilt together, relieving tension on the dorsal muscles. The movement tension is adjustable, adapting to the user's body shape and preferences. The correct seat/back tilt angle ensures proper blood flow while reducing the feeling of heaviness in the lower limbs. A soft release system allows the user to control the movement of the backrest when released. The seat depth adjustment provides adequate support for people of different heights and build. The seat can slide forward and backward to change the thigh support base as desired, providing a dynamic alignment of the position of the legs.



Front right lever adjusts the seat depth

Right rear lever adjusts the seat height

The same lever locks the backrest in 3 positions

Central pommel adjusts the backrest's spring tension

height adjustment

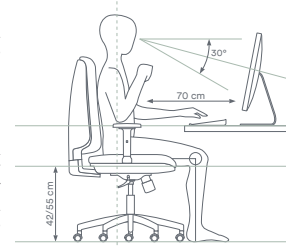
by gas lift. Allows an excursion of 13 cm.

base

5-star base in black nylon or die-cast aluminium. Self-locking dual-tread rubbered swivel castors, Ø 50 mm.

ergonomics

Mottarella is equipped with the necessary mechanisms for correct and comfortable use, even for prolonged periods, provided that the following conditions are met: the standard sitting position requires the maintenance of angles of 90° between the torso and thigh, between the thigh and leg and between the leg and foot. These last two angles are essential so that the foot, resting completely on the underlying surface, can unload part of the weight of the lower limb onto it, avoiding excessive compression on the posterior surface of the thigh and favouring the return of the blood circulating in the leg veins towards the heart.



base finishes



Polished aluminium



Black nylon

fabrics

Cat. B

Bondai



Cat. H

Madrid 3D



Boss FR (eco-leather)



Cat. D


King Flex



Time



Skill (eco-leather)




Cat. F

Step




Chili



Stromboli



Silvertex




Valencia



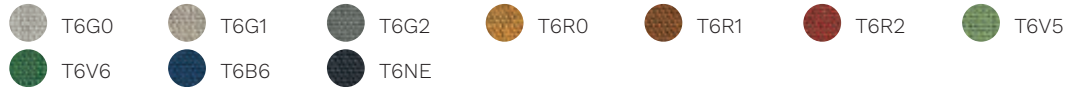
Jet



Magnum (eco-leather)



Connect




Rivet



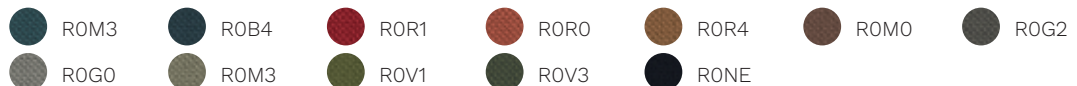
Era



Go Check




Rondo



Cat.G

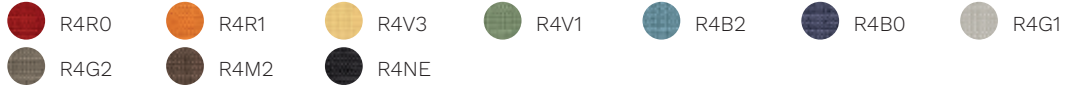
Focus



Focus Melange



Savanna

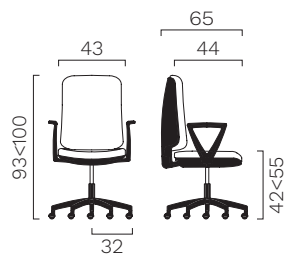
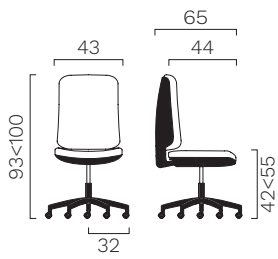


ABACUS

Permanent contact

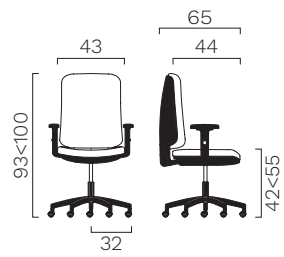
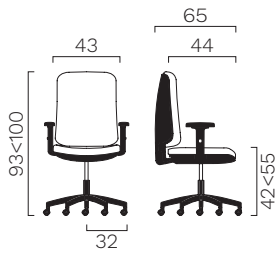
Without armrests.

Fixed armrests.



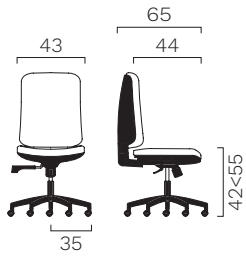
1D adjustable armrests.

2D adjustable armrests.



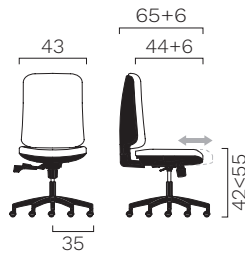
Synchronised lockable in 3 positions

Without armrests.

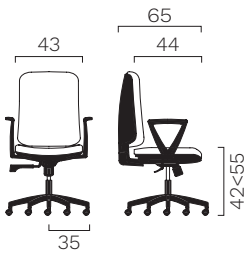


Synchronised lockable in 3 positions + seat depth adjustment

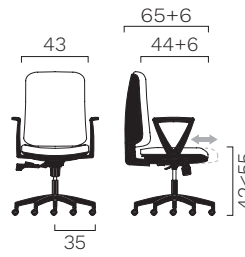
Without armrests.



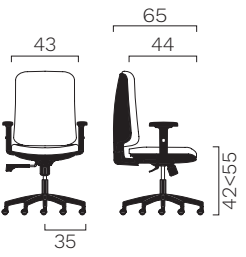
Fixed armrests.



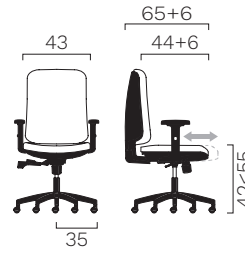
Fixed armrests.



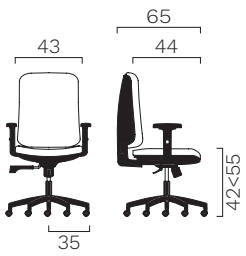
1D adjustable armrests.



1D adjustable armrests.



2D adjustable armrests.



2D adjustable armrests.

