



TECHNICAL DETAILS

design Ramos Bassols

base composed of two curved metal panels, joined together and painted with epoxy powders in an embossed finish. Adjustable feet are provided for adjustment to the floor.

top - 18 mm thick melamine radiused on 4 edges;
 - 29 mm thick wood radiused on 4 edges;
 - soft touch glass, th. 10 mm, etched glass upper surface, painted under surface.
 The dimensions of the coffee tables are: W. 60 D. 60 H. 35 cm, W. 80 D. 80 H. 35 cm and W. 120 D. 60 H. 24 cm. The coffee table W. 80 D. 80 cm also serves as a corner module for the Afina sofa and can be electrified.

base finishes

Metal

- White
RAL 9010
- Black
RAL 9005
- Titian Red
RAL 050 50 60
- Pebble Grey
RAL 7032
- Green Grey
RAL 7009
- Gentle Blue
RAL 250 60 15

top finishes

Melamine

- MBI
White
- MTR
Dove Grey
- MOB
Light Elm
- MNT
American Walnut
- MNE
Black

Wood

- WNJ
Walnut

Etched glass upper surface, painted under surface

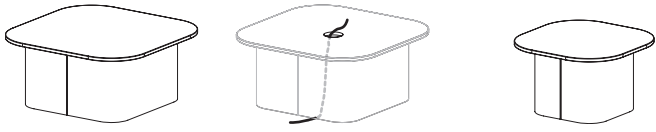
- VBI
White
- VNE
Black

ABACUS

Table with melamine top

W. 80 x P. 80 x H. 35 cm.

W. 60 x P. 60 x H. 35 cm.



W. 120 x P. 60 x H. 24 cm.

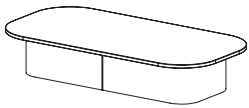


Table with wooden top

W. 80 x D. 80 x H. 36 cm.

W. 60 x D. 60 x H. 36 cm.



W. 120 x D. 60 x H. 24 cm.

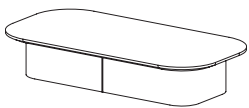


Table with glass top

W. 80 x D. 80 x H. 33 cm.

W. 60 x D. 60 x H. 33 cm.



W. 120 x D. 60 x H. 24 cm.

