



CARACTÉRISTIQUES TECHNIQUES

design Progetto CMR

monocoque en hêtre multiplis, sans CFC, rembourré en mousse de polyuréthane, et revêtu en tissu ou en simili-cuir.

piètement piètemente luge en acier rond (Ø 12 mm) peint gaufré ou chromé.

finitions
piètement

Acier

-  Acier chromé
-  Blanc RAL 9010
-  Noir RAL 9005
-  Jaune Mais RAL 1006
-  Rouge Titien RAL 050 50 60
-  Bleu Doux RAL 250 60 15
-  Gris Cailloux RAL 7032
-  Gris Verdâtre RAL 7009
-  Bleu LED RAL 260 40 45

tissus

Cat. B

Bondai

-  TBB2
-  TBB1
-  TBB6
-  TBB4
-  TBV2
-  TBR2
-  TBR1
-  TBMN
-  TBR3
-  TBR0
-  TBV1
-  TBV4
-  TBV0
-  TBB0
-  TBM1
-  TBBE
-  TBGC
-  TBAV
-  TBG0
-  TBZ0

Cat. D












King Flex

-  XFML
-  XFB2
-  XFAZ
-  XFH6
-  XFB4
-  XFBX
-  XFRM
-  XFZC
-  XFM0
-  XFS2
-  XFYD
-  XFYS
-  XFV1
-  XFVM
-  XFB0
-  XFGC
-  XFGS
-  XFJ1
-  XFM1
-  XFCD
-  XFZ0

Time

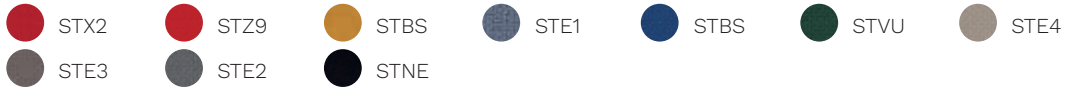
-  S6G2
-  S6V0
-  S6R2
-  S6R1
-  S6R6
-  S6R3
-  S6R5
-  S6B7
-  S6B1
-  S6B0
-  S6B4
-  S6V1
-  S6V3
-  S6V4
-  S6M2
-  S6M1
-  S6M0
-  S6G0
-  S6B5
-  S6G1

Skill (simili-cuir)


-  PGM3
-  PGTR
-  PGCD
-  PGTA
-  PGR1
-  PGCG
-  PGBZ
-  PGGB
-  PGVC
-  PGM2
-  PGNE

Cat. F

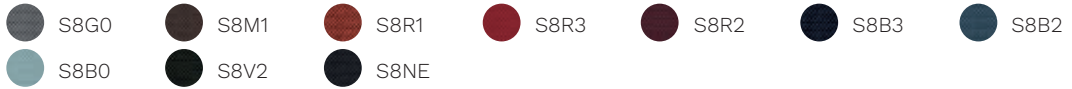
Step




Chili



Stromboli



Silvertex




Valencia




Jet



Magnum (simili-cuir)




Connect




Rivet



Era



Go Check



Rondo











 R0M3	 R0B4	 R0R1	 R0R0	 R0R4	 R0M0	 R0G2
 R0G0	 R0M3	 R0V1	 R0V3	 R0NE		

Cat. G

















Remix 3

 RIO3	 RIRB	 RIRG	 RIRE	 RIBR	 RIO1	 RIMC
 RITA	 RIBE	 RIEC	 RIH2	 RIGC	 RILV	 RIB4
 RIA4	 RIB1	 RIV4	 RIGB	 RIG2	 RIR2	 RIV1
 RIO4	 RIYE	 RIV3	 RIGR			

Oceanic

 S2B4	 S2B3	 S2B2	 S2R1	 S2R2	 S2R0	 S2V2
 S2V0	 S2G0	 S2M0				

Focus

 R9MB	 R9M8	 R9M6	 R9MA	 R9M4	 R9M3	 R9R3
 R9R1	 R9R0	 R9V3	 R9V2	 R9B1	 R9M2	 R9G0
 R9B2	 R9M0					

Focus Melange

 R8M4	 R8M6	 R8R1	 R8V3	 R8V7	 R8G9	 R8G0
 R8B2	 R8B1	 R8M5	 R8R4	 R8M0	 R8M1	 R8G3
 R8G4	 R8G5					

Aida
















 S3VA	 S3MD	 S3R8	 S3R0	 S3MC	 S3R5	 S3R1
 S3R3	 S3V2	 S3BC	 S3B0	 S3VD	 S3V4	 S3G1
 S3G2						

Cat. Q















Steelcut Trio 3

 SYR1	 SYRO	 SYRC	 SYRF	 SYRE	 SYRR	 SYMG
 SYMA	 SYMS	 SYBB	 SYB1	 SYA1	 SYAZ	 SYV4
 SYVM	 SYGC	 SYV1	 SYRG	 SYG1	 SYAT	

Ecriture

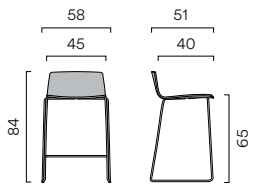
 S4B1	 S4M0	 S4M1	 S4M2	 S4V1	 S4M3	 S4V0
 S4V2	 S4V3	 S4NE	 S4G2	 S4G1	 S4G3	 S4R0
 S4M4						

Ombra

 S5R4	 S5R3	 S5R0	 S5R2	 S5M0	 S5V2	 S5V1
 S5V0	 S5G0	 S5R1	 S5G1	 S5B2	 S5B1	 S5B0
 S5G2						

ABAQUE

Tabouret. Ht.65 cm



Tabouret. Ht.75 cm

