





CARACTÉRISTIQUES TECHNIQUES

structure interne multiplis de hêtre, bois massif et aggloméré; l'assise, le dossier et les accoudoirs sont garnis de mousse de polyuréthane flexible et indéformable. Des sangles élastiques croisées à l'intérieur de l'assise renforcent le confort du siège. Revêtement en tissu, cuirou simili-cuir.

piètement piètement luge en bande d'acier dans la finition chromée ou peinte de couleur noire.

finitions piètement  Acier noir  Acier chromé

tissus

Cat. H

Madrid 3D

 T3M0  T3V0  T3V2  T3B2  T3V4  T3M3  T3B3

Boss FR (simili-cuir)

 T4BI  T4M5  T4M8  T4M6  T4M4  T4M7  T4M3
 T4M0  T4M1  T4M2  T4V0  T4G0  T4G1  T4R1
 T4R0  T4B0  T4B1  T4V4  T4V1  T4NE

Cat. D


King Flex

 XFML  XFB2  XFAZ  XFH6  XFB4  XFBX  XFRM
 XFZC  XFM0  XFS2  XFYD  XFYS  XFV1  XFVM
 XFV0  XFB0  XFGC  XFGS  XFJ1  XFM1  XFCD
 XFZ0

Time

 S6G2  S6V0  S6R2  S6R1  S6R6  S6R3  S6R5
 S6B7  S6B1  S6B0  S6B4  S6V1  S6V3  S6V4
 S6M2  S6M1  S6M0  S6G0  S6B5  S6G1

Skill (simili-cuir)




Cat. F

Step



Chili



Stromboli



Silvertex




Valencia




Jet



Magnum (simili-cuir)



Connect



Rivet



Era



Go Check
 T9B7  T9B8  T9B9  T9R5  T9R6  T9R7  T9V0
 T9V2  T9V3  T9G0  T9G2  T9G4











Rondo
 R0B3  R0B4  R0R1  R0R0  R0R4  R0M0  R0G2
 R0G0  R0M3  R0V1  R0V3  R0NE

Cat. G

















Remix 3

 RIO3  RIRB  RIRG  RIRE  RIBR  RIO1  RIMC
 RITA  RIBE  RIEC  RIH2  RIGC  RILV  RIB4
 RIA4  RIB1  RIV4  RIGB  RIG2  RIR2  RIV1
 RIO4  RIYE  RIV3  RIGR

Oceanic

 S2B4  S2B3  S2B2  S2R1  S2R2  S2R0  S2V2
 S2V0  S2G0  S2M0

Focus

 R9MB  R9M8  R9M6  R9MA  R9M4  R9M3  R9R3
 R9R1  R9R0  R9V3  R9V2  R9B1  R9M2  R9G0
 R9B2  R9M0

Focus Melange

 R8M4  R8M6  R8R1  R8V3  R8V7  R8G9  R8G0
 R8B2  R8B1  R8M5  R8R4  R8M0  R8M1  R8G3
 R8G4  R8G5

Aida
















 S3VA  S3MD  S3R8  S3R0  S3MC  S3R5  S3R1
 S3R3  S3V2  S3BC  S3B0  S3VD  S3V4  S3G1
 S3G2

Cat. Q
















Steelcut Trio 3

 SYR1  SYRO  SYRC  SYRF  SYRE  SYRR  SYMG
 SYMA  SYMS  SYBB  SYB1  SYA1  SYAZ  SYV4
 SYVM  SYGC  SYV1  SYRG  SYG1  SYAT

Ecriture

 S4B1  S4M0  S4M1  S4M2  S4V1  S4M3  S4V0
 S4V2  S4V3  S4NE  S4G2  S4G1  S4G3  S4R0
 S4M4

Ombra

 S5R4  S5R3  S5R0  S5R2  S5M0  S5V2  S5V1
 S5V0  S5G0  S5R1  S5G1  S5B2  S5B1  S5B0
 S5G2

Cat. I

Cuir de buffle

**Cat. P**

Cuir

**Cat. PX**

Cuir fleur corrigé

**Cat. X**

Elmosoft

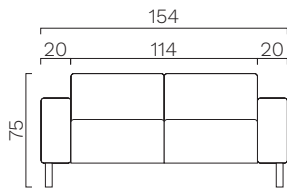
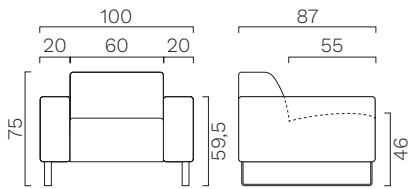


Montana

**ABAQUE**

Fauteuil.

Canapé 2 places.



Canapé 3 places.

