



CARACTÉRISTIQUES TECHNIQUES

dossier	en nylon avec garnissage en polyuréthane flexible sans CFC, revêtu. Disponible avec dossier haut et bas.
assise	en nylon, garnissage en polyuréthane flexible sans CFC
accoudoirs	en tube d'acier peint noir ou chromé (Ø 25x2 mm) avec appuis-bras en polypropylène noir.
piètement	- <u>bâti 4 pieds</u> en tube d'acier noir ou chromé. - <u>piètement luge</u> en tube d'acier noir ou chromé (Ø 25x2 mm).

finition piètement	Acier chromé	Acier noir
--------------------	--------------	------------

tissus

Cat. B

Bondai

TBB2	TBB1	TBB6	TBB4	TBV2	TBR2	TBR1
TBMN	TBR3	TBR0	TBV1	TBV4	TBV0	TBB0
TBM1	TBBE	TBGC	TBAV	TBG0	TBZ0	

Cat. H

Madrid 3D

T3M0	T3V0	T3V2	T3B2	T3V4	T3M3	T3B3
------	------	------	------	------	------	------

Boss FR (simili-cuir)

T4BI	T4M5	T4M8	T4M6	T4M4	T4M7	T4M3
T4M0	T4M1	T4M2	T4V0	T4G0	T4G1	T4R1
T4R0	T4B0	T4B1	T4V4	T4V1	T4NE	

Cat. D


King Flex



Time

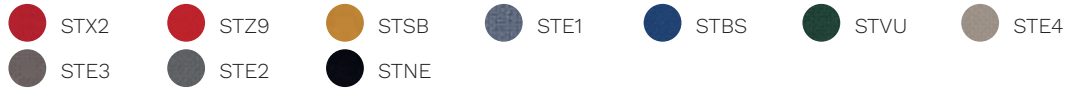


Skill (simili-cuir)




Cat. F


Step




Chili



Stromboli



Silvertex




Valencia



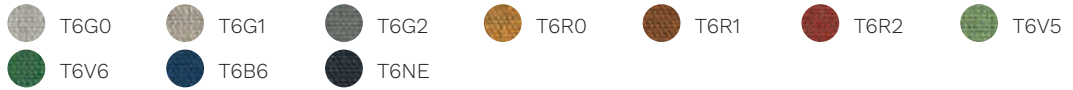
Jet



Magnum (simili-cuir)



Connect




Rivet



Era



Go Check



Rondo

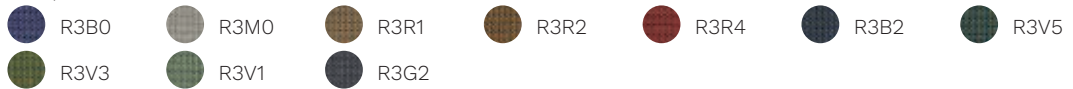


Cat. G


Remix 3



Morph



Focus




Focus Melange




Aida



Ecriture



Ombra



Cat. P

Cuir



Cat. PX

Cuir fleur corrigé



Cat. X

Elmosoft



Montana

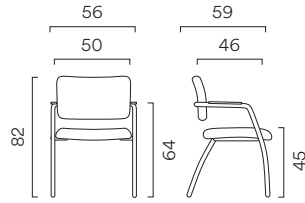
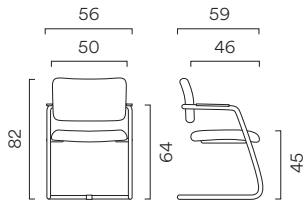


ABAQUE

Dossier bas

Piètement luge.

Bâti 4 pieds.



Dossier haut

Piètement luge.

Bâti 4 pieds.

