





**CARATTERISTICHE TECNICHE**

schienale e braccioli	struttura interna in multistrato di legno con poliuretano espanso, resinato ed indeformabile. Rivestimento in tessuto, ecopelle o pelle.
sedile panca	struttura interna in multistrato di legno con poliuretano espanso, resinato ed indeformabile. All'interno del sedile sono presenti delle cinghie elastiche incrociate che esaltano la sensazione di comfort della seduta. Rivestimento in tessuto, ecopelle o pelle.
cuscini	sfoderabili e rivestibili in tessuto, pelle o ecopelle.
pedini	cilindrici in alluminio lucido oppure in PVC colore alluminio H. 13 cm.
finitura pedini	 Alluminio lucido  PVC - colore alluminio

tessuti

**Cat. H**

Madrid 3D

-  T3M0
-  T3V0
-  T3V2
-  T3B2
-  T3V4
-  T3M3
-  T3B3

Boss FR (ecopelle)

-  T4BI
-  T4M5
-  T4M8
-  T4M6
-  T4M4
-  T4M7
-  T4M3
-  T4M0
-  T4M1
-  T4M2
-  T4V0
-  T4G0
-  T4G1
-  T4R1
-  T4R0
-  T4B0
-  T4B1
-  T4V4
-  T4V1
-  T4NE

**Cat. D**


King Flex

-  XFML
-  XFB2
-  XFAZ
-  XFH6
-  XFB4
-  XFBX
-  XFRM
-  XFZC
-  XFM0
-  XFS2
-  XFYD
-  XFYS
-  XFV1
-  XFVM
-  XFV0
-  XFB0
-  XFGC
-  XFGS
-  XFJ1
-  XFM1
-  XFCD
-  XFZO

Time

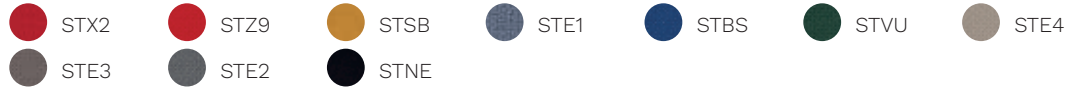


Skill (ecopelle)




Cat. F

Step




Chili



Stromboli



Silvertex




Valencia




Jet



Magnum (ecopelle)



Connect



Rivet



Era

T8R0	T8R1	T8R2	T8R3	T8R9	T8V8	T8V2
T8V5	T8V6	T8V0	T8G1	T8G4	T8BA	T8BB
T8G6	T8NE					

Go Check

T9B7	T9B8	T9B9	T9R5	T9R6	T9R7	T9V0
T9V2	T9V3	T9G0	T9G2	T9G4		

Rondo

R0B3	R0B4	R0R1	R0R0	R0R4	R0M0	R0G2
R0G0	R0M3	R0V1	R0V3	R0NE		

**Cat. G**

Remix 3

RIO3	RIRB	RIRG	RIRE	RIBR	RIO1	RIMC
RITA	RIBE	RIEC	RIH2	RIGC	RILV	RIB4
RIA4	RIB1	RIV4	RIGB	RIG2	RIR2	RIV1
RIO4	RIYE	RIV3	RIGR			

Oceanic

S2B4	S2B3	S2B2	S2R1	S2R2	S2R0	S2V2
S2V0	S2G0	S2M0				

Focus

R9MB	R9M8	R9M6	R9MA	R9M4	R9M3	R9R3
R9R1	R9R0	R9V3	R9V2	R9B1	R9M2	R9G0
R9B2	R9M0					

Focus Melange

R8M4	R8M6	R8R1	R8V3	R8V7	R8G9	R8G0
R8B2	R8B1	R8M5	R8R4	R8M0	R8M1	R8G3
R8G4	R8G5					

Aida

S3VA	S3MD	S3R8	S3R0	S3MC	S3R5	S3R1
S3R3	S3V2	S3BC	S3B0	S3VD	S3V4	S3G1
S3G2						

**Cat. Q**

Steelcut Trio 3

SYR1	SYRO	SYRC	SYRF	SYRE	SYRR	SYMG
SYMA	SYMS	SYBB	SYB1	SYA1	SYAZ	SYV4
SYVM	SYGC	SYV1	SYRG	SYG1	SYAT	

Ecriture

S4B1	S4M0	S4M1	S4M2	S4V1	S4M3	S4V0
S4V2	S4V3	S4NE	S4G2	S4G1	S4G3	S4R0
S4M4						

Ombra



**Cat. I**

Pelle bufalina



**Cat. P**

Pelle



**Cat. PX**

Pelle Fiore



**Cat. X**

Elmosoft




Montana

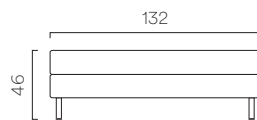


## ABACO

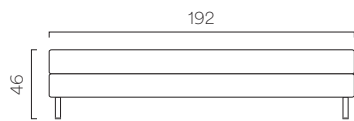
Panca 1 posto.



Panca 2 posti.

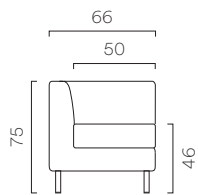


Panca 3 posti.

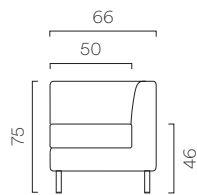


## ELEMENTI MODULARI

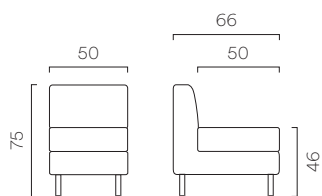
Modulo iniziale con bracciolo Dx.



Modulo finale con bracciolo Sx.



Modulo centrale 1 posto.



Modulo centrale 2 posti.

