

## CLASSE 2

EM 202 Mesh - Executive chair

**FREZZA**

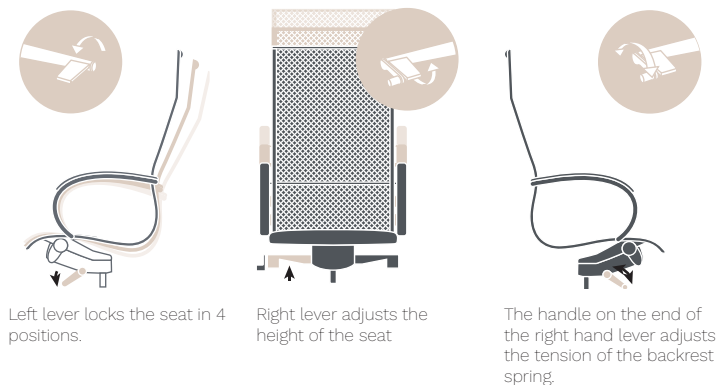


### TECHNICAL DETAILS

|         |   |
|---------|---|
| unibody | with stretch mesh attached to an aluminium frame, consisting of side and cross elements joined together to support and tighten the mesh. The mesh backrest is breathable and adapts to the user's body shape while properly supporting the spine. White or black painted or polished aluminium structure's finish. Available with high and medium backrest. |
|---------|---|

|          |   |
|----------|---|
| armrests | in die-cast aluminium with black or white polyurethane elbow-rests. |
|----------|---|

|        |  |
|--------|--|
| device | <u>tilting lockable in 4 positions</u> with lateral adjustment of the backrest's resistance and anti-shock release system. The device allows to change the user's position while maintaining the proper trunk/thigh angle. A soft release system allows the user to control the movement of the backrest when released. The device is covered by a polished finish casing for a touch of elegance. |
|--------|--|

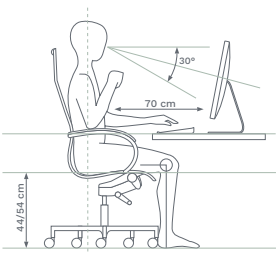


|                   |   |
|-------------------|---|
| height adjustment | with gas lift system, which allows a 10 cm excursion. |
|-------------------|---|


|      |  |
|------|--|
| base | - <u>5-star base</u> in polished aluminium or with black or white epoxy powder coating. Self-locking, dual-tread, rubbered, swivel castors (Ø 60 mm for polished base, Ø 65 mm for white or black painted base) or glides. |
|------|--|

ergonomics

Classe 2 is equipped with the necessary mechanisms for proper and comfortable use, even for prolonged periods, as long as the following conditions are met: the standard sitting position requires maintaining angles of 90° between torso and thigh, between thigh and leg, and between leg and foot. These last two angles are essential so that the foot, resting completely on the surface below, discharges part of the weight of the lower limb onto it, preventing excessive compression on the back thigh surface and promoting blood circulation to the heart.








base finishes

-  Polished aluminium
-  Black aluminium
-  White aluminium

armrests finishes

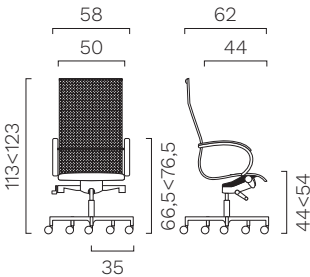
-  Black polyurethane
-  White polyurethane

mesh

- Cat. K**  
Max
-  S9M0
-  S9G0
-  S9G1
-  S9NE
- Cat. T**  
Tex
-  SKGR
-  SKNE

ABACUS  
Executive

High backrest.  
Tilting device lockable in 4 positions.



Medium backrest.  
Tilting device lockable in 4 positions.

