



TECHNICAL DETAILS

design Marco Zito

structure	4-leg frame in die-cast aluminium, epoxy powder-coated in embossed white RAL 9010, black RAL 9005 and dove grey. Adjustable feet +20 mm.
cushion	consisting of a 20 mm thick multilayer wood panel and polyurethane foam padding (PF 50/P FR), covered with a fireproof R&B wadding (100 g). Upholstery in fabric or eco-leather. Cushion height 8 cm.
seat	consisting of a cushion with backrest or cushion with backrest and armrest, composed of a 20 mm thick plywood panel with padding in double-density polyurethane foam (seat PF 50/P FR, backrest PF 30 FR). Application of flame-retardant R&B wadding 100 g. Upholstery in fabric, eco-leather or leather. The seat has a total height of 38 cm and is also available with attachment clips for dividing panels.
dividing panel	made of 20-mm-thick plywood panel, integrated with PF 40/P CM polyurethane on both sides. The panel is applied to the back of the seat. Upholstery in fabric.
storage	melamine units available open or with a compartment closed by a door. Dimensions: W. 60 cm D. 44 cm H. 38 cm, W. 60 cm D. 60 cm H. 77 cm, W. 120 cm D. 60 cm H. 38 cm, W. 120 cm D. 60 cm H. 77 cm.
accessories	<p><u>coat hanger</u>: made of 2 mm thick folded sheet steel painted with epoxy powder with embossed finish.</p> <p><u>tray</u>: 2 mm thick folded sheet steel painted with epoxy powder with embossed finish.</p> <p><u>hanging table with circular top</u>: fixed, Ø 35 cm diameter, with melamine top and metal support. Maximum weight supported 10 kg. It is attached to the sofa structure.</p> <p><u>hanging table with rectangular top</u>: 360° swivel, dimensions W. 40 cm D. 30 cm, with melamine top and metal support. Maximum weight supported 10 kg. It is attached to the sofa frame.</p> <p><u>sockets</u>: equipped with 1 plug (Shuko DE or UK) or 1 socket with 2 USB 5V A+C. Fixed to the sofa frame.</p> <p><u>cable duct</u>: in polyester with zip closure.</p>
structure finishes	<p>Embossed painted aluminium</p> <p> ZGBI - White RAL 9010 ZGTR - Dove Grey ZGNE - Black RAL 9005 </p>
top finishes	<p>Melamine</p> <p> MBI White MTR Dove Grey MCE Cement MOB Light elm MNC Walnut </p>

Matt laquered



accessories

Painted metal



fabrics

Cat. H

Madrid 3D



Cat. D


King Flex



Time



Skill (eco-leather)




Cat. F

Step




Chili



Stromboli



Silvertex




Valencia



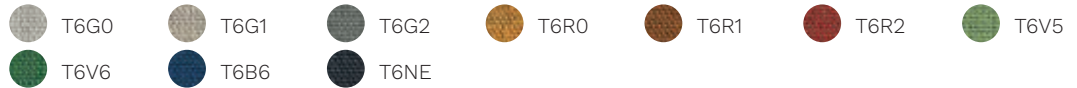
Jet



Magnum (eco-leather)




Connect




Rivet



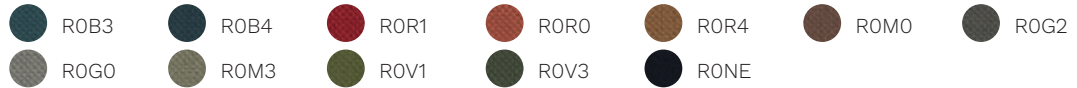
Era



Go Check



Rondo

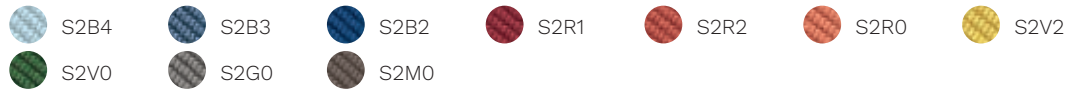


Cat. G


Remix 3



Oceanic



Focus



Focus Melange



Aida




Cat. Q

Steelcut Trio 3



Ecriture



Ombra



Cat. P

Leather



Cat. PX

Corrected grain leather



Cat. X

Elmosoft

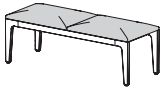


Montana



ABACUS

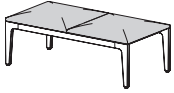
2-seater bench.
D. 44 cm.



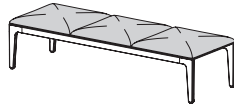
3-seater bench.
D. 44 cm.



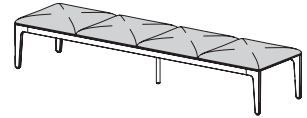
2-seater bench.
D. 60 cm.



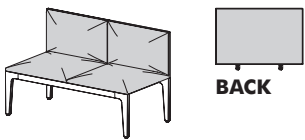
3-seater bench.
D. 60 cm.



4-seater bench.
D. 60 cm.



2-seater bench.
Seat with backrest.



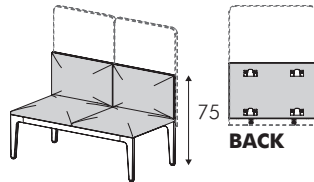
3-seater bench.
Seat with backrest.



4-seater bench.
Seat with backrest.



2-seater bench.
Seat with backrest with clips for dividing panel.



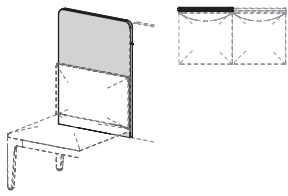
Panca 3 posti.
Seat with backrest with clips for dividing panel.
D. 60 cm



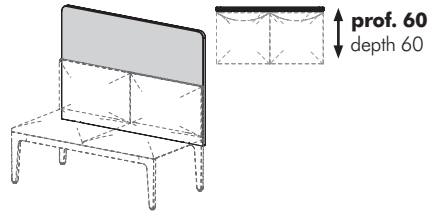
Panca 4 posti.
Seat with backrest with clips for dividing panel.
D. 60 cm.



Fabric upholstered dividing panel.
W. 60 x TH. 3 H.82 cm.

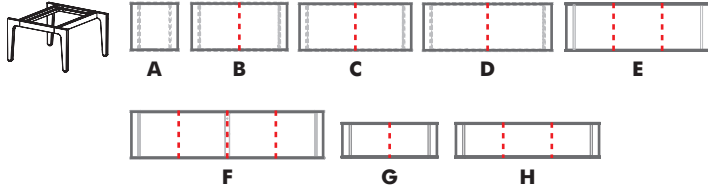


Fabric upholstered dividing panel.
W. 120 x TH. 3 H.82 cm.



COMPONENTS - Structure

Bench structure.

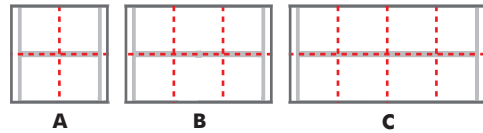


A	W. 60 D. 60 H. 37 cm
B	W. 120 D. 60 H. 37 cm
C	W. 140 D. 60 H. 37 cm
D	W. 160 D. 60 H. 37 cm
E	W. 180 D. 60 H. 37 cm
F	W. 240 D. 60 H. 37 cm
G	W. 120 D. 44 H. 37 cm
H	W. 180 D. 44 H. 37 cm

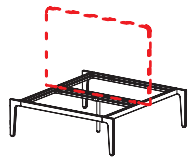
Back-to-back bench structure.



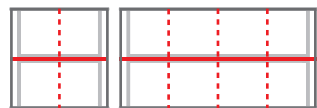
A	W. 120 D. 120 H. 37 cm
B	W. 180 D. 120 H. 37 cm
C	W. 240 D. 120 H. 37 cm



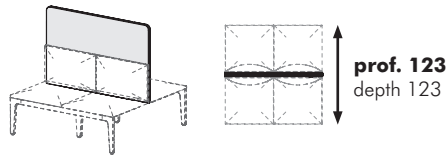
Back-to-back structure - Equipped for upholstered diving panels
(th. 3 cm).



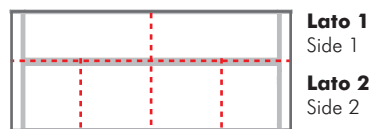
A	W. 120 D. 123 H. 37 cm
B	W. 240 D. 123 H. 37 cm



Upholstered panel for back-to-back bench D. 123 cm.

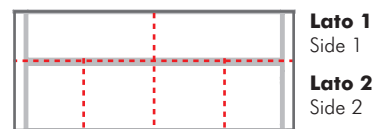


Structure for two storage units (side 1) and 4 seats (side 2) -
D. 104 cm.



Lato 1
Side 1
Lato 2
Side 2

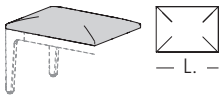
Structure for 2 storage units (side 1) and 4 seats (side 2)
Equipped for upholstered diving panel (th. 3 cm) - D. 107 cm.



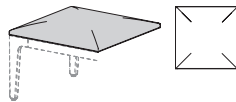
Lato 1
Side 1
Lato 2
Side 2

COMPONENTS - Cushions / Seats / Dividing panels

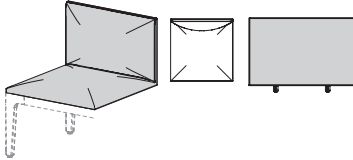
Cushion for bench - D. 44 cm.



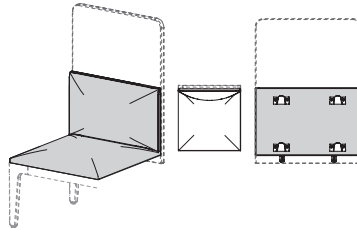
Cushion for bench - D. 60 cm.



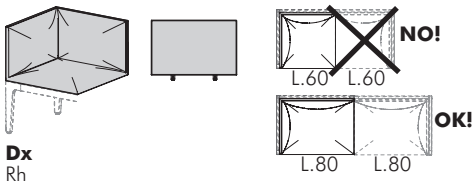
Seat with backrest - D. 60 cm.



Seat with backrest equipped for attachment of dividing panel - D. 60 cm

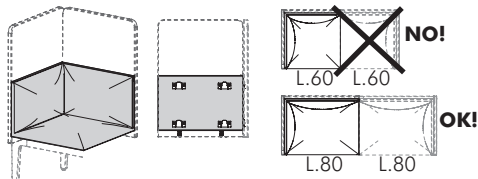


Corner seat with backrest and 1 armrest.



Dx
Rh

Corner seat equipped for dividing panel attachment.



Dx
Rh
CORNER

**! PANNELLO DIVISORIO OBBLIGATORIO
DIVIDER FOR SEAT COMPULSORY**

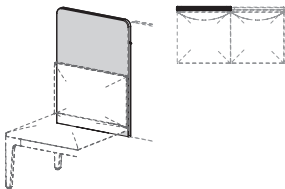
Rh W. 60 D. 60 H. 38 cm
Lh W. 60 D. 60 H. 38 cm

Rh W. 60 D. 60 H. 38 cm
Lh W. 60 D. 60 H. 38 cm

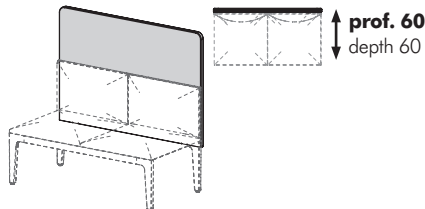
Rh W. 80 D. 60 H. 38 cm
Lh W. 80 D. 60 H. 38 cm

Rh W. 80 D. 60 H. 38 cm
Lh W. 80 D. 60 H. 38 cm

Dividing panel W. 60 D. 3 H. 82 cm.



Dividing panel W. 120 D. 3 H. 82 cm.



Dividing panel for corner seat.



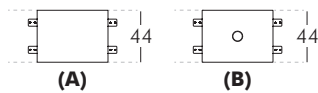
Dx
Rh
CORNER

Rh W. 60 D. 60 H. 38 cm (kit 2 panels)
Lh W. 60 D. 60 H. 38 cm (kit 2 panels)

Rh W. 80 D. 60 H. 38 cm (kit 2 panels)
Lh W. 80 D. 60 H. 38 cm (kit 2 panels)

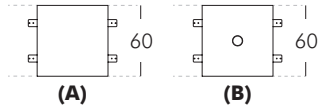
COMPONENTI - Connections

2-way 180° connection.
18 mm thick melamine top.



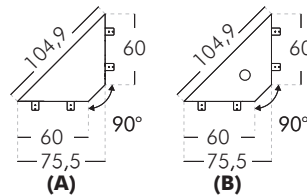
- A W. 60 D. 44 cm
- B W. 60 D. 44 cm
(plug arrangement)

2-way 180° connection.
18 mm thick melamine top.



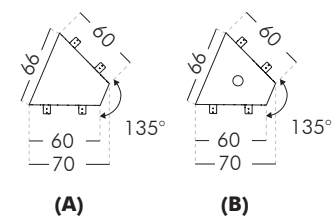
- A W. 60 D. 60 cm
- B W. 60 D. 60 cm
(plug arrangement)

2-way 90° connection.
18 mm thick melamine top.



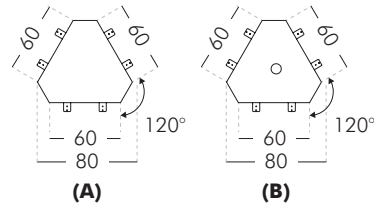
- A W. 82 D. 75,5 cm
- B W. 82 D. 75,5 cm
(plug arrangement)

2-way 135° connection.
18 mm thick melamine top.



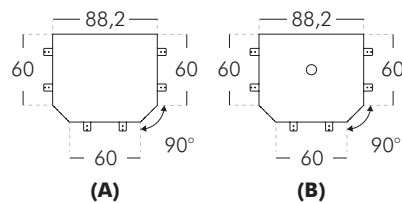
- A W. 66 D. 70 cm
- B W. 66 D. 70 cm
(plug arrangement)

3-way 120° connection.
18 mm thick melamine top.



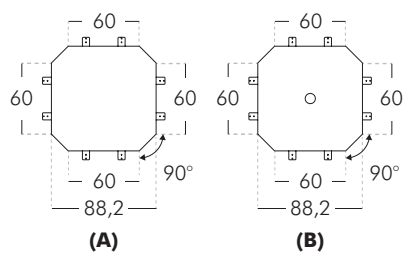
- A W. 60 D. 60 cm
- B W. 60 D. 60 cm
(plug arrangement)

3-way 90° connection.
18 mm thick melamine top.



- A W. 82 D. 75,5 cm
- B W. 82 D. 75,5 cm
(plug arrangement)

4-way 90° connection.
18 mm thick melamine top.



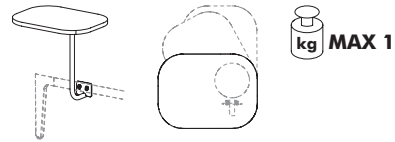
- A W. 60 D. 60 cm
- B W. 60 D. 60 cm
(plug arrangement)

COMPONENTS - Accessories

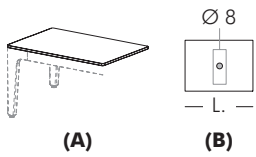
Hanging table with circular top.



Hanging table with rectangular top.

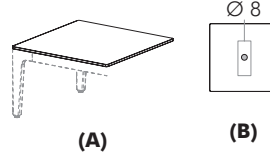


18 mm-thick melamine top.



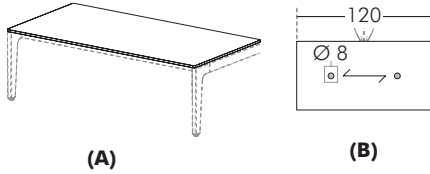
A W. 60 D. 44 cm
B W. 60 D. 44 cm
(for plug)

18 mm-thick melamine top.



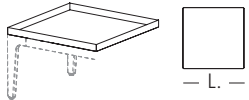
A W. 60 D. 60 cm
B W. 60 D. 60 cm
(for plug)

18 mm-thick melamine top.

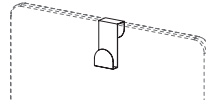


A W. 120 D. 60 cm
B W. 120 D. 60 cm
(for plug)

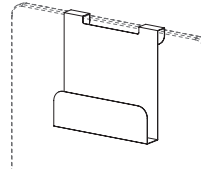
Tray W. 60 P. 60 H. 4 cm.



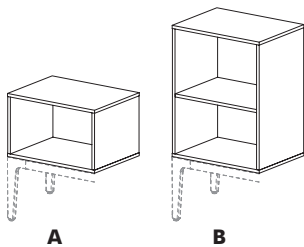
Coat hanger.



Magazine holder.

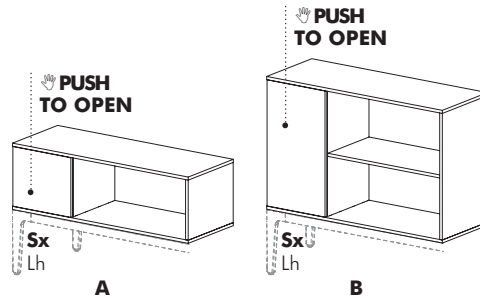


Open storage unit.



A W. 60 D. 60 H. 38 cm
B W. 60 D. 60 H. 77 cm

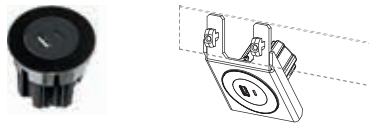
Storage unit with 1 door and open compartment.



A W. 120 D. 60 H. 38 cm
B W. 120 D. 60 H. 77 cm

COMPONENTS - Electrification

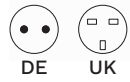
VERSADOT - 1 x USB "Type C" 5V - 1 x USB "Type A" 5V
- Bracket for attachment to structure included - Power cable not included.



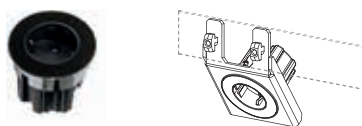
2 USB 5V (A+C)



Power cable with plug and GST-18 female 3 pole connector.



VERSADOT - 1 x POWER - Bracket for attachment to structure included - Power cable not included.



Vertical cable duct.

