




































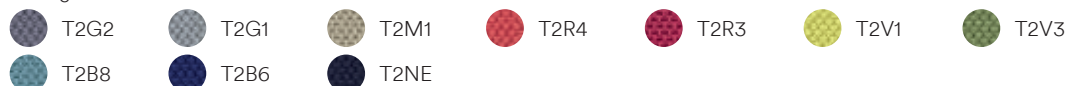


CARATTERISTICHE TECNICHE

design d.FLUX

sedile panca	struttura interna in multistrato di legno con imbottitura flessibile e indeformabile. All'interno del sedile, sono previste delle cinghie elastiche incrociate che esaltano la sensazione di comfort della seduta. Rivestimento in tessuto, ecopelle o pelle.					
moduli angolari	<p><u>rivestiti</u>: disponibili a 45° e 90°, con struttura in multistrato di legno con imbottitura flessibile e indeformabile.</p> <p><u>melaminico</u>: disponibili a 45° e 90°, sp. 18 mm (densità pari a 720 kg/m³, emissione di formaldeide classe E1, soddisfa i requisiti previsti dal CARB) e bordato in ABS (sp. 2 mm con spigoli raggati). Il piano può essere predisposto con foro centrale Ø 8 cm per l'installazione di:</p> <p>Netbox point: disponibile in due configurazioni - 1 frutto IT+DE / UK / US, 1x USB 5A V, 1x RJ45 Cat. 6 oppure - 1 frutto IT+DE / UK / US, 1x USB 5A V, 1x HDMI)</p> <p>Versacharger: per ricaricare cellulari</p>					
struttura	in tubolare di acciaio Ø 16 mm, verniciato a polveri epossidiche o cromato. Per la panca a 3 posti è prevista una gamba centrale.					
accessori	<u>multipresa</u> : composta da 1 frutto (IT+DE / UK / US) e da 2 prese USB 5V. Viene fissata alla struttura della panca.					
finiture struttura	 Acciaio nero	 Acciaio bianco	 Acciaio cromato			
finiture moduli angolari	<p>Melaminico</p> <p> MBI Bianco  MTR Tortora  MOB Olmo chiaro  MNT Noce canaletto  MNE Nero</p>					
tessuti	<p>Cat. H</p> <p>Madrid 3D</p> <p> T3M0  T3V0  T3V4  T3M3  T3B3</p> <p>Boss FR (ecopelle)</p> <p> T4BI  T4M4  T4M3  T4M0  T4G0  T4M2  T4V0</p> <p> T4R0  T4V1  T4B0  T4NE</p> <p>Cat. D</p> <p>King Flex</p> <p> XFGC  XFGS  XFJ1  XFZ0  XFML  XFBX  XFYD</p> <p> XFY5  XFV1  XFB2  XFH6</p>					

Mirage 3D



Skill (ecopelle)



Cat. F

Jet



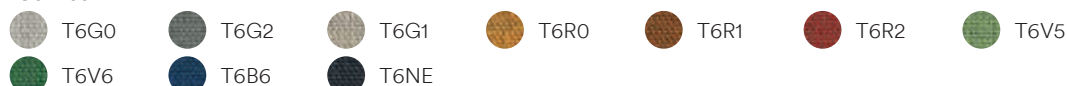
Step




Magnum (ecopelle)




Connect




Rivet



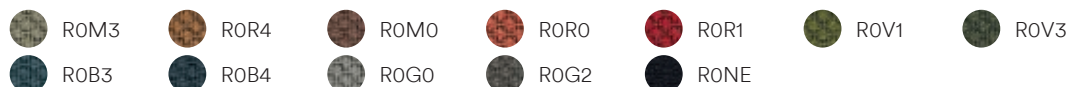
Era



Go Check

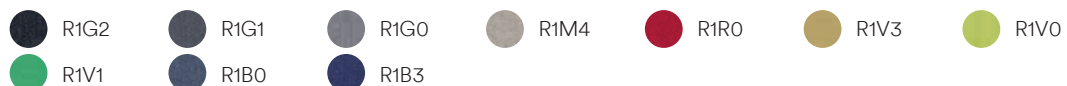


Rondo



Cat. R

Disco Coex




Lanee Melange

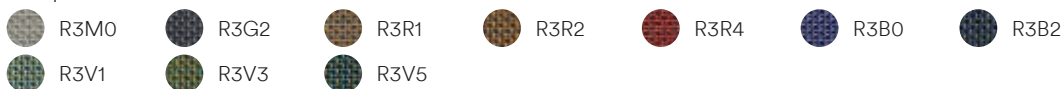


Cat. G

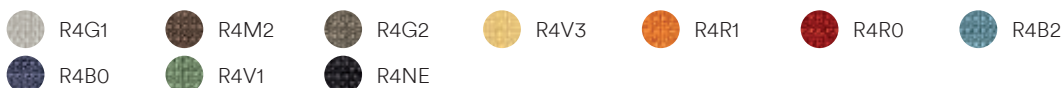
Remix 3




Morph



Savanna



Fenice



Cat. P

Pelle



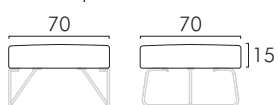
Cat. PX

Pelle Fiore

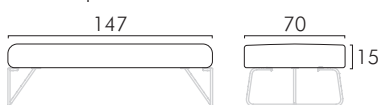


ABACO

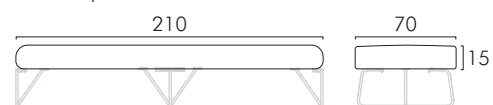
Panca 1 posto



Panca 2 posti

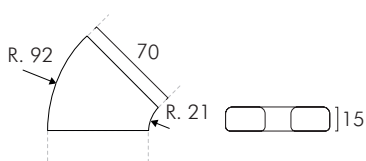


Panca 3 posti

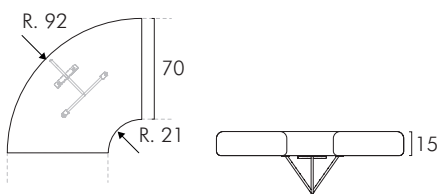


Connessioni angolari

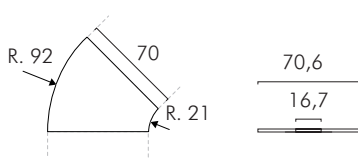
Angolo 45° rivestito



Angolo 90° rivestito + gamba intermedia



Angolo 45° in melaminico sp. 18 mm



Angolo 90° in melaminico sp. 18 mm + gamba intermedia

