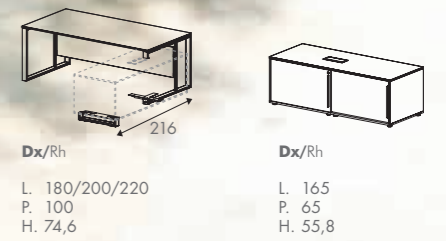





FREZZA

**VELVET,
executive system**

velvet





glass



VTR DOVE

melamine



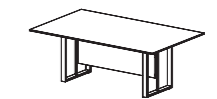
MTR DOVE

metal



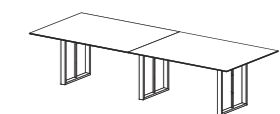
BI WHITE RAL 9010

6 (L. 200)
8 (L. 240)
10 (L. 280)

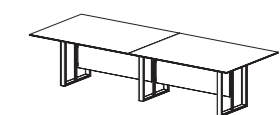


L. 200/240/280
P. 120
H. 74,6

10 (L. 280)
12 (L. 320)



B



D

L. 280/320
P. 120
H. 74,6
(L. mod. 140/160)



FINITURE

FINISHES/AUSFÜHRUNGEN/FINITIONS/ACABADOS



product information

mobili di servizio

UNIT SERVICE
BEISTELLMOBEL
MEUBLES DE SERVICE
MUEBLES AUXILIARES

structure top/front

melamine



MBI WHITE



MTR DOVE



MNE BLACK



MCE CONCRETE



MRO OAK



MNT AMERICAN WALNUT



MRC TOBACCO OAK



MOL ELM

structure

melamine



MBI WHITE



MTR DOVE



MNE BLACK



MCE CONCRETE

top/front

veneer



WSB BLEACHED OAK



WNJ WALNUT



WOL ELM

piano

TOP
PLATTE
PLATEAU
SOBRE


melamine



MBI WHITE



MTR DOVE



MCE CONCRETE



MRO OAK



MNT AMERICAN WALNUT



MRC TOBACCO OAK



MOL ELM

veneer



WSB BLEACHED OAK



WNJ WALNUT



WOL ELM

glass*



VBI WHITE



VTR DOVE



VNE BLACK

* Vetro acidato lato superiore, verniciato lato inferiore.
Etched glass over surface, painted under surface.
Ätzglas oben und Lackierte unten.
Verre acidifié en côte supérieur et verni côte inférieure.
Cristal alácido superficie superior y barnizados superficie inferior.

gambe

LEGS
BEINE
PIETEMENTS
PATAS

metal



BI WHITE
RAL 9010



TR DOVE



NE BLACK
RAL 9005

gonna

MODESTY PANEL
SICHTBLLENDE
VOILE DE FOND
FALDÓN

melamine



MBI WHITE



MTR DOVE



MNE BLACK



MCE CONCRETE



MRO OAK



MNT AMERICAN WALNUT



MRC TOBACCO OAK



MOL ELM

veneer



WSB BLEACHED OAK



WNJ WALNUT




WOL ELM

ecoleather



PGNE - 24 BLACK



melamine



MOL ELM

veneer

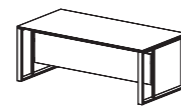


WOL ELM

metal



TR DOVE



L. 180/200/220
P. 100
H. 74,6



L. 80/100/120
P. 60
H. 74,6

www.frezza.com

