

**scocca**

STRUCTURE  
KORPUS  
STRUCTURE  
ESTRUCTURA

**melamine**



MBI WHITE



MAH ALUMINIUM



MNE BLACK


**ante, top e fianchi**

DOORS, TOP AND SIDES  
TÜREN, ABDECKPLATTE UND SEITEN  
PORTES, DESSUS ET CÔTÉS DE FINITIONS  
PUERTAS, SOBRE SUPERIOR Y LATERALES DE CIERRE

**melamine**



MBI WHITE



MGT ICE GRAY



MTR DOVE



MRO OAK



MNT AMERICAN WALNUT



MRC TOBACCO OAK



MOL ELM

**ante vetro**

GLASS DOORS  
GLASTÜREN  
PORTES EN VERRE  
PUERTAS EN CRISTAL

**glass**



VØØ TRANSPARENT



VØC FROSTED GLASS



VFM FUMÉ




VNE BLACK PAINTED

**telaio**

FRAME  
RAHMEN  
CADRE  
MARCO

**aluminium**



AO ALUMINIUM



NE BLACK

**scocca**

STRUCTURE  
KORPUS  
STRUCTURE  
ESTRUCTURA

**melamine**



MBI WHITE



MAH ALUMINIUM



MNE BLACK

**veneer**



WSB BLEACHED OAK



WNJ WALNUT NEW



WOL ELM



WPA ROSEWOOD



WFN BLACK ASH

**ante, top e fianchi**

DOORS, TOP AND SIDES  
TÜREN, ABDECKPLATTE UND SEITEN  
PORTES, DESSUS ET CÔTÉS DE FINITIONS  
PUERTAS, SOBRE SUPERIOR Y LATERALES DE CIERRE

**veneer**



WSB BLEACHED OAK



WNJ WALNUT NEW



WOL ELM



WPA ROSEWOOD



WFN BLACK ASH


**ante vetro**

GLASS DOORS  
GLASTÜREN  
PORTES EN VERRE  
PUERTAS EN CRISTAL

**glass**



VØØ TRANSPARENT



VØC FROSTED GLASS



VNE BLACK PAINTED




VFM FUMÉ

**telaio**

FRAME  
RAHMEN  
CADRE  
MARCO

**aluminium**



AO ALUMINIUM



NE BLACK

**veneer**



WSB



WNJ NEW



WOL



WPA



WFN

